

មជ្ឈមណ្ឌលជាតិប្រយុទ្ធនឹងជំងឺអេដស៍ សើស្បែក និងកាមរោគ
National Center for HIV/AIDS Dermatology and STD

របាយការណ៍ប្រចាំត្រីមាសស្តីពីការព្យាបាលដោយ ARV
Facility ART report

Total Provinces/ Cities :	23
Total ART Sites :	63 (Pediatric = 36)
ឆ្នាំ (Year) 2015	ត្រីមាសទី (Quarter) 1

ប្រភេទ (Category)	អាយុ Age	ភេទ (Sex)		សរុប Total
		ប្រុស Male	ស្រី Female	
ចំនួនអ្នកជំងឺដែលសកម្ម ទទួលបានការព្យាបាលដោយ ART នៅ ចុងត្រីមាសមុន (Number of Active Patients on ART at the end of preceding quarter)	> 14	22,258	26,616	48,874
	0 - 14	2,096	1,891	3,987


ចំនួនអ្នកជំងឺថ្មីចាប់ផ្តើមព្យាបាលដោយ ART នៅក្នុងមន្ទីរពេទ្យបង្អែក/ គ្លីនិក នៅក្នុងត្រីមាសនេះ (Number of new patients started on ART Care at this facility during this quarter)	>14	សរុបអ្នកជំងឺថ្មី >14	419	530	949
		បានធ្វើរោគវិនិច្ឆ័យថាមានជំងឺរបេង Diagnosed TB (BK+ / - , EP)	51	42	93
		បានចាប់ផ្តើមព្យាបាលជំងឺរបេង (TB Tx Started)	42	34	76
		មានផ្ទៃពោះ (Pregnant)		61	61
		ការបង្ការជាវិជ្ជមាន (ផ្តល់សេវា ៣ បែបយ៉ាងតិច) Positive Prevention (at least 3 *)	339	388	727
	សរុបអ្នកជំងឺថ្មី ART ថ្មី 0 - 14	52	34	86	
	សរុបអ្នកជំងឺថ្មីទាំងអស់ Total all new ART patients	471	564	1,035	


ចំនួនអ្នកជំងឺដែលបានបញ្ជូនចូល នៅក្នុងរយៈពេលត្រីមាសនេះ (Number of Patients transferred in during this quarter)	> 14	207	153	360
	0 - 14	18	16	34
	សរុប Total	225	169	394

ចំនួនអ្នកជំងឺដែលបោះបង់សេវា ហើយត្រឡប់មកវិញក្នុងត្រីមាសនេះ (Number of patients loss and return in this quarter)	> 14	33	39	72
	0 - 14	0	1	1
	សរុប Total	33	40	73

ចំនួនអ្នកជំងឺដែលចាកចេញពីការ ព្យាបាលដោយ ART ក្នុងត្រីមាសនេះ (Number of patients who left ART Care during this quarter)	បញ្ជូនចេញ (Transferred Out)	> 14	157	122	279
		0 - 14	90	68	158
	លះបង់ការព្យាបាល (Lost) ¹	> 14	185	259	444
		0 - 14	9	18	27
	ស្លាប់ (Died)	> 14	73	61	134
		0 - 14	3	5	8
	សរុបអ្នកជំងឺដែលចាកចេញពីការព្យាបាល ART ទាំងអស់		517	533	1,050


ចំនួនអ្នកជំងឺដែលសកម្ម ទទួលព្យាបាលដោយ ART រហូតដល់ចុងត្រីមាស (Number of active patients on ART at end of quarter)	> 14	22,502	26,896	49,398	E
	0 - 14	2,064	1,851	3,915	
	សរុប Total	24,566	28,747	53,313	
ចំនួនអ្នកជំងឺកំពុងទទួល ART បានធ្វើរោគវិនិច្ឆ័យថាមានកើតរោងនៅក្នុងត្រីមាសនេះ (Number of patients active on ART diagnosed TB (BK+/-, EP) during this quarter.)	> 14	101	93	194	F
ចំនួនអ្នកជំងឺកំពុងទទួល ART បានចាប់ផ្តើមព្យាបាលជំងឺរោងនៅក្នុងត្រីមាសនេះ (Number of patient active on ART Started TB Treatment during this quarter)	> 14	47	28	75	
ចំនួនអ្នកជំងឺរោង-អរដេស៊ីកំពុងព្យាបាល ART បានចាប់ផ្តើមព្យាបាលបង្ការដោយ Cotrimoxazole (CPT) នៅក្នុងត្រីមាសនេះ (Number of TB-HIV patients on ART Started Cotrimoxazole during this quarter)	> 14	45	38	83	
ចំនួនស្ត្រីបានព្យាបាល ART មានផ្ទៃពោះ ក្នុងត្រីមាសនេះ (Number of woman on ART got pregnant during this quarter)				173	H
ចំនួនស្ត្រីមានផ្ទៃពោះដែលបានរាយការណ៍ថា (Number of pregnan women reported)	រលូត (Spontaneous abortion)			8	I
	រំលូត (Induced abortion)			1	

Phnom Penh, 29 June 2015
 Seen and approved
 NCHADS Director

 Dr. Ly Penh Sun

Phnom Penh, 29 June 2015
 Checked by
 Chief of Data Management Unit  Chief of AIDS Care Unit

Phnom Penh, 29 June 2015
 Prepared by
 Data Management Officer


 Mr. Mam Sovatha


 Dr. Ngauv Bora


 Mr. Sun Sokleng


Number of Patients receiving ART in Quarter 1-2015

Provinces and Cities ART Services	Number of Patients at the end of Preceding Quarter				New ART in Quarter 1-2015				Patients transferred In				Patients Lost and Return in this quarter				Patients who left ART Care during this quarter												Active Patients until Quarter 1-2015											
	> 14		0 - 14		Total	> 14		0 - 14		Total	> 14		0 - 14		Total	> 14		0 - 14		Total	Patients transferred Out				Lost				Died				> 14		0 - 14		Total			
	M	F	B	G		M	F	B	G		M	F	B	G		M	F	B	G		M	F	B	G	M	F	B	G	M	F	B	G	M	F	B	G				
	M	F	B	G	M	F	B	G	M	F	B	G	M	F	B	G	M	F	B	G	M	F	B	G	M	F	B	G	M	F	B	G	M	F	B	G	M	F	B	G
1 Banteay Meanchey																																								
1 Serei Sophon RH	480	596	50	52	1,178	7	7	3	0	17	6	6	0	0	12	0	0	0	0	0	0	2	5	7	14	4	2	1	0	7	4	2	0	0	6	485	603	47	45	1,180
2 Mongkul Borey PH	363	407	23	28	821	3	6	1	1	11	2	0	0	0	2	1	4	0	0	5	3	2	3	1	9	4	2	0	0	6	2	3	0	0	5	360	410	21	28	819
3 Polpet 1 HC *	443	573	0	0	1,016	11	10	0	0	21	4	5	0	0	9	0	0	0	0	0	2	6	0	0	8	17	17	0	0	34	1	0	0	0	1	438	565	0	0	1,003
4 Thmor Puok RH	78	115	0	0	193	5	3	0	0	8	0	0	0	0	0	1	0	0	0	1	0	1	0	0	1	0	1	0	0	1	0	1	0	0	1	84	115	0	0	199
2 Battambang																																								
5 Mong Russey RH	286	334	17	18	655	8	9	2	1	20	1	1	0	0	2	0	0	0	0	0	2	2	0	1	5	2	9	0	1	12	4	1	0	0	5	287	332	19	17	655
6 BattamBang PH	1,064	1,303	157	136	2,660	52	86	5	4	147	2	0	0	0	2	5	6	0	0	11	3	4	1	1	9	7	15	0	0	22	2	3	0	1	6	1,111	1,373	161	138	2,783
7 RS Military Hospital	108	75	0	0	183	0	0	0	0	0	1	0	0	0	1	0	0	0	0	0	0	0	0	0	0	0	0	0	0	0	0	0	0	0	0	109	75	0	0	184
8 Thmor Kol RH	290	367	0	0	657	8	4	0	0	12	0	1	0	0	1	3	0	0	0	3	1	0	0	0	1	1	3	0	0	4	0	2	0	0	2	299	367	0	0	666
9 Sampov Loun RH	168	237	7	8	420	6	8	1	0	15	1	3	0	1	5	0	0	0	0	0	2	2	0	0	4	2	4	1	0	7	0	0	0	0	0	171	242	7	9	429
3 Kampong Cham																																								
10 Kampong Cham PH	745	909	111	102	1,867	8	14	7	4	33	20	13	0	0	33	4	2	0	0	6	6	5	18	11	40	3	10	0	2	15	2	4	1	0	7	766	919	99	93	1,877
11 Choeung Prey RH	209	245	0	0	454	3	3	0	0	6	2	0	0	0	2	0	0	0	0	0	1	0	0	0	1	3	8	0	0	11	0	0	0	0	0	210	240	0	0	450
12 Chamkar Loeu RH	58	88	0	0	146	2	1	0	0	3	3	1	0	0	4	0	0	0	0	0	0	0	0	0	0	0	0	0	0	2	1	0	0	3	61	89	0	0	150	
13 Srey Santhor RH	68	85	0	0	153	4	2	0	0	6	0	0	0	0	0	0	0	0	0	0	0	0	0	0	0	2	2	0	0	4	0	0	0	0	0	70	85	0	0	155
4 Tbaung Khmum																																								
14 Memut RH	126	162	5	8	301	1	2	0	0	3	1	1	0	0	2	0	0	0	0	0	2	4	0	0	6	1	2	0	0	3	0	1	0	0	1	125	158	5	8	296
15 Tbaung Khmum RH	474	553	22	31	1,080	7	8	1	2	18	5	4	0	0	9	3	2	0	0	5	1	2	1	0	4	11	17	0	1	29	0	0	0	1	1	477	548	22	31	1,078
5 Kampong Chhnang																																								
16 Kampong Chhnang PH *	293	367	47	43	750	7	5	2	1	15	8	8	1	1	18	1	4	0	0	5	2	1	8	8	19	8	13	0	0	21	1	1	0	0	2	298	369	42	37	746
6 Kampong Speu																																								
17 Kampong Speu PH	347	483	101	83	1,014	7	7	2	0	16	2	1	1	1	5	2	1	0	0	3	2	2	0	0	4	2	1	0	0	3	2	0	0	0	2	352	489	104	84	1,029
18 Oudong RH	99	125	0	0	224	4	7	0	0	11	1	1	0	0	2	0	0	0	0	0	0	1	0	0	1	1	2	0	0	3	2	1	0	0	3	101	129	0	0	230
19 Kong Pisey RH	85	163	0	0	248	2	2	0	0	4	1	2	0	0	3	0	0	0	0	0	0	0	0	0	0	0	0	0	0	0	0	0	0	0	0	88	167	0	0	255
7 Kampong Thom																																								
20 Kampong Thom PH	269	343	28	27	667	4	9	0	0	13	0	1	0	0	1	3	4	0	0	7	3	2	2	0	7	3	12	0	0	15	5	0	0	0	5	265	343	26	27	661
21 Baray Santhuk RH	95	138	0	0	233	0	2	0	0	2	1	5	0	0	6	0	0	0	0	0	0	0	0	0	0	1	0	0	0	1	0	1	0	0	1	95	144	0	0	239
8 Kampot																																								
22 Kampot PH	312	443	52	53	860	14	7	3	4	28	14	7	0	0	21	0	0	0	0	0	3	2	9	12	26	4	9	1	2	16	3	3	0	1	7	330	443	45	42	860
23 Kampong Trach RH	516	550	15	14	1,095	8	13	1	1	23	0	5	3	5	13	0	0	0	1	1	10	2	1	0	13	7	3	0	1	11	2	0	0	0	2	505	563	18	20	1,066
9 Kandal																																								
24 Chey Chum Neash PH	1,018	1,118	93	93	2,322	7	18	1	0	26	1	6	2	0	9	0	0	0	0	0	1	3	8	9	21	12	10	2	2	26	0	0	0	0	0	1,013	1,129	86	82	2,310
25 Koh Thom RH	171	193	11	13	388	1	5	0	0	6	0	0	0	0	0	0	0	0	0	0	0	0	0	0	0	3	0	0	0	3	0	0	0	0	0	169	198	11	13	391
26 Keansvay RH	53	104	0	0	157	0	2	0	0	2	1	1	0	0	2	0	0	0	0	0	0	0	0	0	0	0	1	0	0	1	0	1	0	0	1	54	105	0	0	159

Number of ART patients Screened for TB, Pregnancy and Positive Prevention in Q1-2015

Provinces and Cities ART Services	New ART during Quarter 1-2015											Active patients on ART during this quarter												
	0 - 14		> 14									PP (at lease 3)	TB							Pregnancy				
			Male			Female			PP	M TB Dg	F TB Dg		Diagnosed TB (BK+, -EP)	M TX	F TX	Started TB treatment	M TB Cotrim	F TB Cotrim	TB-HIV patients on ART started Cotrimoxazole	Women on ART got pregnant	Spontaneous abortion	Induced abortion		
	Boy	Girl	Total	Diagnosed (BK+, -EP)	TB Tx Started	PP	Total	Diagnosed (BK+, -EP)				TB Tx Started											PP	Pregnance
1 Banteay Meanchey																								
1 Serei Sophon HC	3	0	7	0	0	7	7	1	1	7	0	14	1	1	2	1	1	2	1	1	2	2	0	0
2 Mongkul Borey PH	1	1	3	1	1	3	6	1	0	6	1	9	4	1	5	2	0	2	1	1	2	2	0	0
3 Poipet 1 HC	0	0	11	1	1	11	10	0	0	10	4	21	1	0	1	1	0	1	1	0	1	12	0	0
4 Thmor Pouk RH	0	0	5	0	0	5	3	2	2	3	0	8	0	4	4	0	3	3	0	3	3	0	0	0
2 Battambang																								
5 Mong Russey RH	2	1	8	1	1	8	9	2	2	9	4	17	4	4	8	1	4	5	1	4	5	4	0	0
6 Battambang PH	5	4	52	11	11	52	86	5	3	86	5	138	19	12	31	10	2	12	12	3	15	16	0	1
7 RS Military Hospital	0	0	0	0	0	0	0	0	0	0	0	0	0	0	0	0	0	0	0	0	0	0	0	0
8 Thmor Kol RH	0	0	8	0	0	8	4	1	1	4	0	12	0	1	1	0	1	1	0	1	1	2	0	0
9 Sampov Loun RH	1	0	6	0	0	6	8	0	0	8	3	14	0	0	0	0	0	0	0	0	0	10	0	0
3 Kampong Cham																								
10 Kampong Cham PH	7	4	8	1	1	8	14	2	0	14	1	22	3	7	10	2	0	2	2	1	3	9	1	0
11 Choeng Prey RH	0	0	3	1	0	0	3	0	0	0	1	0	1	0	1	0	0	0	1	0	1	1	0	0
12 Chamkar Loeu RH	0	0	2	1	1	0	1	0	0	0	0	0	1	0	1	1	0	1	1	0	1	0	0	0
13 Srey Santhor RH	0	0	4	0	0	4	2	0	0	2	0	6	0	0	0	0	0	0	0	0	0	0	0	0
4 Thbong Khmum																								
14 Memut RH	0	0	1	0	0	1	2	0	0	1	1	2	0	0	0	0	0	0	0	0	0	1	0	0
15 Thbong Khmum RH	1	2	7	1	1	7	8	2	2	8	1	15	4	6	10	1	2	3	0	2	2	2	0	0
5 Kampong Chhnang																								
16 Kampong Chhnang PH	2	1	7	1	1	7	5	0	0	5	2	12	0	0	0	0	0	0	0	0	0	4	0	0
6 Kampong Speu																								
17 Kampong Speu PH	2	0	7	0	0	7	7	0	0	7	1	14	0	0	0	0	1	1	0	0	0	4	1	0
18 Oudong RH	0	0	4	2	2	4	7	2	2	7	0	11	2	1	3	2	1	3	2	1	3	2	0	0
19 Kong Pisey RH	0	0	2	0	0	2	2	1	1	2	2	4	0	0	0	0	0	0	0	0	0	0	0	0
7 Kampong Thom																								
20 Kampong Thom PH	0	0	4	0	0	3	9	0	0	6	3	9	0	1	1	0	0	0	0	1	1	5	0	0
21 Baray Santhuk RH	0	0	0	0	0	0	2	0	0	2	2	2	0	0	0	0	0	0	0	0	0	2	0	0
8 Kampot																								
22 Kampot PH	3	4	14	0	0	12	7	0	0	5	0	17	0	0	0	0	0	0	0	0	0	2	0	0
23 Kampong Trach RH	1	1	8	0	0	8	13	0	0	13	2	21	0	0	0	0	0	0	0	0	0	5	0	0
9 Kandal																								
24 Chey Chum Neash PH	1	0	7	1	1	0	18	0	0	0	4	0	1	0	1	1	0	1	0	0	0	0	0	0
25 Koh Thom RH	0	0	1	1	1	1	5	3	3	5	0	6	6	6	12	1	1	2	1	1	2	1	0	0
26 Keansvay RH	0	0	0	0	0	0	2	0	0	0	0	0	0	0	0	0	0	0	0	0	0	0	0	0
10 Koh Kong																								
27 Smach Meanchey PH	1	0	2	1	1	0	11	1	0	0	1	0	1	1	2	1	0	1	0	1	1	3	1	0
28 Sre Ambil RH	0	0	3	0	0	0	2	0	0	0	0	0	2	0	2	2	0	2	0	0	0	0	0	0
11 Kratie																								
29 Kratie PH	0	0	0	0	0	0	0	0	0	0	0	0	0	0	0	0	0	0	0	0	0	0	0	0
12 Phnom Penh																								
30 Khmer Soviet Hospital	0	1	0	0	0	0	5	0	0	0	0	0	0	0	0	0	0	0	0	0	0	0	0	0
31 Calmette Hospital	0	0	2	0	0	0	8	0	0	0	0	0	0	0	0	0	0	0	0	0	0	0	0	0
32 Preah Kossamak	0	0	13	0	0	13	15	0	0	15	0	28	1	0	1	1	0	1	0	0	0	22	0	0
33 NPH	8	4	0	0	0	0	0	0	0	0	0	0	0	0	0	0	0	0	0	0	0	0	0	0
34 Center of Hope	0	0	21	2	0	11	27	1	1	4	2	15	32	30	62	3	5	8	6	9	15	3	0	0

Provinces and Cities ART Services	New ART during Quarter 1-2015											Active patients on ART during this quarter											
	0 - 14		> 14										TB								Pregnancy		
			Male			Female				PP (at lease 3)	TB				TB				Women on ART got pregnant	Spontaneous abortion	Induced abortion		
	Boy	Girl	Total	TB		TB		TB			TB		TB		TB								
			Diagnosed (BK+,-/EP)	TB Tx Started	PP	Total	Diagnosed (BK+,-/EP)	TB Tx Started	PP	Pregnance	M TB Dg	F TB Dg	Diagnosed TB (BK+,-/EP)	M TX	F TX	Started TB treatment	M TB Cotrim	F TB Cotrim	TB-HIV patients on ART started Cotrimoxazole				
35 Preah Ketomealea	0	0	5	0	0	0	9	0	0	0	0	0	0	0	0	0	0	0	0	0	0	0	0
36 Social Health Clinic	0	0	7	0	0	0	8	0	0	0	0	0	0	0	0	0	0	0	0	0	0	1	0
37 Chhouk Sar I Clinic	2	0	1	0	0	1	12	0	0	12	2	13	0	7	0	0	0	0	1	1	5	1	0
38 Chhouk Sar II Clinic	0	0	12	1	1	12	0	0	0	0	12	4	0	4	3	0	3	2	0	2	0	0	0
39 Samdach Ov RH	0	0	8	0	0	8	15	0	0	15	1	23	0	3	0	2	2	0	2	2	7	0	0
40 Meanchey RH	0	0	7	0	0	7	12	0	0	12	0	19	1	0	0	0	0	0	0	0	0	0	0
41 Chamkar Doung HC	0	0	14	0	0	14	9	0	0	9	2	23	0	0	0	0	0	0	0	0	2	0	0
42 Pochinton RH	0	0	19	0	0	19	11	0	0	11	0	30	0	0	0	0	0	0	0	0	0	0	0
13 Prey Veng																							
43 Neak Loeung RH	4	1	9	1	8	0	12	1	11	0	0	0	0	0	0	0	0	0	0	0	0	0	0
44 Kampong Leav PH	2	2	4	3	3	0	10	2	2	0	2	0	3	2	5	3	2	5	3	2	5	2	0
45 Pearaing	0	0	1	0	0	0	1	0	0	0	0	0	0	0	0	0	0	0	0	0	0	0	0
14 Pursat																							
46 Sampov Meas PH	0	0	12	12	0	0	12	12	0	0	0	0	0	0	0	0	0	0	0	0	0	0	0
15 Siem Reap																							
47 Siem Reap PH	0	0	25	4	4	25	22	2	2	22	5	47	8	3	11	8	2	10	8	2	10	9	4
48 Komar Angkor Hospital	4	5	0	0	0	0	0	0	0	0	0	0	0	0	0	0	0	0	0	0	0	0	0
49 Sothnikum RH	0	0	5	0	0	0	2	0	0	0	0	0	0	0	0	0	0	0	0	0	0	0	0
50 Kralanh RH	0	0	2	0	0	2	0	0	0	0	0	2	0	0	0	0	0	1	0	1	0	0	0
16 Sihanouk Ville																							
51 Sihanouk PH	0	0	19	1	0	19	17	0	0	17	0	38	0	1	1	0	0	0	0	1	1	6	0
17 Stung Treng																							
52 Stung Treng PH	1	0	5	1	1	5	4	1	1	4	0	9	1	1	2	1	1	2	1	1	2	0	0
18 Svay Rieng																							
53 Svay Rieng Hospital	0	0	8	0	0	8	14	0	0	14	0	22	0	0	0	0	0	0	0	0	1	0	0
54 Romeas Hek RH	0	0	2	1	1	0	3	0	0	0	1	0	0	0	0	0	0	0	0	0	1	0	0
19 Takeo																							
55 Takeo Hospital	0	0	8	1	1	8	9	0	0	9	2	17	1	0	1	2	0	2	1	0	1	13	0
56 Ang Roka RH	1	0	2	0	0	2	0	0	0	0	0	2	0	0	0	0	0	0	0	0	1	0	0
57 Kirivong RH	0	1	4	0	0	4	6	0	0	6	1	10	0	0	0	0	0	0	0	0	3	0	0
58 Prey Kabas RH	0	0	5	0	0	5	12	0	0	12	0	17	0	0	0	0	0	0	0	0	0	0	0
20 Oddor Meanchey																							
59 Samrong PH	0	1	4	0	0	4	9	0	0	9	0	13	0	0	0	0	0	0	0	0	0	0	0
60 Anlong Veng RH	0	0	1	0	0	0	2	0	0	0	0	0	0	0	0	0	0	0	0	0	1	0	0
21 Pailin																							
61 Pailin PH	0	1	9	0	0	8	7	0	0	7	3	15	0	1	1	0	0	0	0	0	6	0	0
22 Preah Vihear																							
62 16 Makara PH	0	0	1	0	0	0	4	0	0	0	2	0	0	0	0	0	0	0	0	0	1	0	0
23 Kep																							
63 Kep	0	0	0	0	0	0	0	0	0	0	0	0	0	0	0	0	0	0	0	0	0	0	0
TOTAL	52	34	419	51	42	339	530	42	34	388	61	727	101	93	194	47	28	75	45	38	83	173	8



Phnom Penh, 23 June 2015
 Checked / Checked by
 Chief of Data Management Unit
 Mr. Mam Sovatha

Phnom Penh, 23 June 2015
 Checked by
 Chief of AIDS Care Unit
 Dr. Ngauv Bora

Phnom Penh, 23 June 2015
 Prepared by
 Data Management Officer
 Mr. Sun Sokleng