

មជ្ឈមណ្ឌលជាតិប្រយុទ្ធនឹងជំងឺអេដស៍ សើស្បែក និងកាមរោគ

National Center for HIV/AIDS Dermatology and STD

របាយការណ៍ប្រចាំត្រីមាសស្តីពីការព្យាបាលដោយ ARV

Facility ART report

Total Provinces/ Cities :		25			
Total ART Sites :		66 (Pediatric = 41)			
ឆ្នាំ (Year) 2017		ត្រីមាសទី (Quarter) 1			
ប្រភេទ (Category)	អាយុ Age	ភេទ (Sex)		សរុប Total	
		ប្រុស Male	ស្រី Female		
ចំនួនអ្នកជំងឺដែលសកម្ម ទទួលបានការព្យាបាលដោយ ART នៅ ចុងត្រីមាសមុន (Number of Active Patients on ART at the end of preceding quarter)	> 14	24,242	28,950	53,192	
	0 - 14	1,823	1,716	3,539	
ចំនួនអ្នកជំងឺថ្មីចាប់ផ្តើមព្យាបាលដោយ ART នៅក្នុងមន្ទីរពេទ្យបង្អែក/ គ្លីនិក នៅក្នុងត្រីមាសនេះ (Number of new patients started on ART Care at this facility during this quarter)	>14	សរុបអ្នកជំងឺថ្មី >14	512	578	1,090
		បានធ្វើតេស្តវិជ្ជមានថ្មីមានជំងឺរបេង Diagnosed TB (BK+ / - , EP)	19	19	38
		បានចាប់ផ្តើមព្យាបាលជំងឺរបេង (TB Tx Started)	19	19	38
		មានផ្ទៃពោះ (Pregnant)		42	42
		ការបង្ការជាវិជ្ជមាន (ផ្តល់សេវា៣បែបយ៉ាងតិច) Positive Prevention (at least 3 *)	369	413	782
	សរុបអ្នកជំងឺថ្មី ART ថ្មី 0 - 14	75	63	138	
	សរុបអ្នកជំងឺថ្មីទាំងអស់ Total all new ART patients	587	641	1,228	
ចំនួនអ្នកជំងឺដែលបានបញ្ជូនចូល នៅក្នុងរយៈពេលត្រីមាសនេះ (Number of Patients transferred in during this quarter)	> 14	168	178	346	
	0 - 14	9	15	24	
	សរុប Total	177	193	370	
ចំនួនអ្នកជំងឺដែលចោះបង់សេវា ហើយត្រឡប់មកវិញក្នុងត្រីមាសនេះ (Number of patients loss and return in this quarter)	> 14	51	45	96	
	0 - 14	0	9	9	
	សរុប Total	51	54	105	
ចំនួនអ្នកជំងឺដែលចាកចេញពីការ ព្យាបាល ដោយ ART ក្នុងត្រីមាសនេះ (Number of patients who left ART Care during this quarter)	បញ្ជូនចេញ (Transferred Out)	> 14	78	85	163
		0 - 14	64	68	132
	លះបង់ការព្យាបាល (Lost) ¹	> 14	236	235	471
		0 - 14	28	18	46
	ស្លាប់ (Died)	> 14	102	69	171
		0 - 14	4	3	7
សរុបអ្នកជំងឺដែលចាកចេញពីការព្យាបាល ART ទាំងអស់		512	478	990	
ចំនួនអ្នកជំងឺដែលសកម្ម ទទួលបានការព្យាបាលដោយ ART រហូតដល់ ចុងត្រីមាស (Number of active patients on ART at end of quarter)	> 14	24,557	29,362	53,919	
	0 - 14	1,811	1,714	3,525	
	សរុប Total	26,368	31,076	57,444	

ចំនួនអ្នកជំងឺកំពុងទទួល ART បានធ្វើតេស្តវិជ្ជមានថាមានកើតរបេង នៅក្នុងត្រីមាសនេះ: (Number of patients active on ART diagnosed TB (BK+/-, EP) during this quarter.)	> 14	79	83	162	
ចំនួនអ្នកជំងឺកំពុងទទួល ART បានចាប់ផ្តើមព្យាបាលជំងឺរបេងនៅក្នុងត្រីមាសនេះ: (Number of patient active on ART Started TB Treatment during this quarter)	> 14	35	40	75	F
ចំនួនអ្នកជំងឺរបេង-អេដស៍កំពុងព្យាបាល ART បានចាប់ផ្តើមព្យាបាលបង្ការដោយ Cotrimoxazole (CPT) នៅក្នុងត្រីមាសនេះ: (Number of TB-HIV patients on ART Started Cotrimoxazole during this quarter)	> 14	25	32	57	G
ចំនួនស្ត្រីបានព្យាបាល ART មានផ្ទៃពោះ: ក្នុងត្រីមាសនេះ: (Number of woman on ART got pregnant during this quarter)				129	H
ចំនួនស្ត្រីមានផ្ទៃពោះដែលបានរាយការណ៍ថា (Number of pregnan women reported)	ល្អិត (Spontaneous abortion)			11	I
	រំលូត (Induced abortion)			1	

Phnom Penh, 22 May 2017

Prepared by
Data Management Officer


Phnom Penh, 22 May 2017

Checked by

Chief of Data Management Unit

Chief of AIDS Care Unit

Phnom Penh, 22 May 2017
Seen and approved
NCHADS Director



Dr. Ly Penh Sun

Mr. Mam Sovatha

Dr. Samreth Sovannarith

Mr. Chea Chamnan


Number of Patients receiving ART in Quarter 1-2017

Provinces and Cities ART Services	Number of Patients at the end of Preceding Quarter				Total	New ART in Quarter 1-2017				Total	Patients transferred In				Total	Patients Lost and Return in this quarter				Total	Patients who left ART Care during this quarter												Active Patients until Quarter 1-2017				Total				
	> 14		0 - 14			> 14	0 - 14				> 14	0 - 14				> 14	0 - 14				Patients transferred Out				Lost				Died				> 14		0 - 14						
	M	F	B	G		M	F	B	G		M	F	B	G		M	F	B	G		M	F	B	G	Total	> 14		0 - 14		> 14		0 - 14		> 14		0 - 14					
	M	F	B	G		M	F	B	G		M	F	B	G		M	F	B	G		M	F	B	G	Total	M	F	B	G	Total	M	F	B	G	Total	M		F	B	G	
1 Banteay Meanchey																																									
1 Serei Sophon RH	526	633	37	37	1,233	8	18	2	2	30	2	3	0	0	5	0	0	0	0	0	1	1	3	1	6	5	8	0	0	13	1	0	0	0	0	1	529	645	36	38	1,248
2 Mongkul Borey PH	405	454	20	22	901	11	15	1	3	30	1	1	0	0	2	0	0	0	0	0	0	0	2	2	4	7	6	2	6	21	2	1	0	0	0	3	408	463	17	17	905
3 Poipet RH	485	651	16	9	1,161	12	3	0	0	15	3	1	0	0	4	0	0	0	0	0	0	0	0	0	0	11	9	0	0	1	1	0	0	0	0	1	488	646	16	9	1,159
4 Thmor Puok RH	95	125	0	0	220	3	6	0	0	9	0	2	0	0	2	0	1	0	0	1	0	1	0	0	1	0	1	0	0	1	0	0	0	0	0	0	98	132	0	0	230
2 Battambang																																									
5 Mong Russey RH	288	349	17	19	673	2	7	0	1	10	0	2	0	0	2	2	2	0	0	4	0	2	1	1	4	1	4	0	1	6	2	2	0	0	0	4	289	352	16	18	675
6 Battambang PH	1,140	1,374	154	129	2,797	39	26	16	21	102	0	7	2	1	10	4	6	0	0	10	4	2	9	10	25	4	0	0	2	6	4	1	0	1	6	1,171	1,410	163	138	2,882	
7 R5 Military Hospital	113	80	0	0	193	3	0	0	0	3	0	0	0	0	0	0	0	0	0	0	0	0	0	0	0	0	0	0	0	0	0	0	0	0	0	0	116	80	0	0	196
8 Thmor Kol RH	323	388	0	0	711	4	5	0	0	9	1	2	0	0	3	1	2	0	0	3	1	0	0	0	1	5	2	0	0	7	1	0	0	0	0	1	322	395	0	0	717
9 Sampov Loun RH	204	275	8	12	499	4	8	0	0	12	2	1	1	0	4	0	0	0	0	0	1	3	0	0	4	5	6	0	0	11	0	3	0	0	0	3	204	272	9	12	497
10 Roka HC	66	118	8	6	198	3	2	6	4	15	1	2	3	7	13	0	0	0	0	0	0	0	0	0	0	0	0	0	0	0	0	0	0	0	0	0	70	122	17	17	226
3 Kampong Cham																																									
11 Kampong Cham PH	818	956	84	92	1,950	25	36	2	2	65	0	5	0	0	5	0	0	0	0	0	2	3	10	22	37	5	13	0	0	18	5	2	0	0	0	7	831	979	76	72	1,958
12 Choeung Prey RH *	218	253	0	0	471	0	6	0	0	6	1	2	0	0	3	0	2	0	0	2	0	0	0	0	0	3	3	0	0	6	1	1	0	0	0	2	215	259	0	0	474
13 Chamkar Loeu RH	73	98	0	0	171	1	2	0	0	3	0	1	0	0	1	0	0	0	0	0	0	0	0	0	0	1	1	0	0	2	1	1	0	0	0	2	72	99	0	0	171
14 Srey Santhor RH *	73	101	0	0	174	2	2	0	0	4	0	2	0	0	2	0	1	0	0	1	0	2	0	0	2	2	2	0	0	4	1	0	0	0	0	1	72	102	0	0	174
4 Tbaung Khmum																																									
15 Memut RH	129	163	5	8	305	2	5	0	0	7	1	1	0	0	2	0	0	0	0	0	1	0	0	0	1	2	2	0	0	4	0	0	0	0	0	0	129	167	5	8	309
16 Tbaung Khmum RH	484	583	21	22	8	7	12	0	0	19	2	9	0	0	11	1	2	0	0	3	1	2	0	0	3	6	10	1	0	17	3	1	0	0	0	4	484	593	20	22	1,119
5 Kampong Chhnang																																									
17 Kampong Chhnang PH	307	417	34	28	786	6	8	5	2	21	5	2	0	0	7	3	0	0	0	3	0	0	5	1	6	4	5	4	4	17	4	1	0	0	0	5	313	421	30	25	789
6 Kampong Speu																																									
18 Kampong Speu PH *	375	513	140	114	1,142	17	8	1	1	27	2	0	1	0	3	2	4	0	0	6	3	0	0	0	3	5	9	1	1	16	1	1	0	0	0	2	387	515	141	114	1,157
19 Oudong RH	110	148	0	0	258	4	5	0	0	9	1	0	0	0	1	1	1	0	0	2	0	0	0	0	0	1	4	0	0	5	1	0	0	0	0	1	114	150	0	0	264
20 Kong Pisey RH	145	243	0	0	388	15	12	0	0	27	1	0	0	0	1	0	0	0	0	0	0	0	0	0	0	0	0	0	0	0	0	0	0	0	0	0	161	255	0	0	416
7 Kampong Thom																																									
21 Kampong Thom PH	284	363	25	25	697	11	6	0	1	18	0	0	0	0	0	0	0	0	0	0	2	1	1	2	6	1	4	0	0	5	3	3	0	0	0	6	289	361	24	24	698
22 Baray Santhuk RH	102	143	0	0	245	1	1	0	0	2	2	3	0	0	5	1	0	0	0	1	0	0	0	0	0	1	2	0	0	3	2	1	0	0	0	3	103	144	0	0	247
8 Kampot																																									
23 Kampot PH	383	513	43	38	977	2	5	2	2	11	6	4	0	1	11	0	0	0	0	0	2	2	1	4	9	7	5	2	0	14	3	1	0	0	0	4	379	514	42	37	972
24 Kampong Trach RH	498	576	18	22	1,114	12	13	0	1	26	0	0	0	2	2	0	0	0	0	0	2	3	0	0	5	5	6	2	0	13	3	2	0	0	0	5	500	578	16	25	1,119
9 Kandal																																									
25 Chey Chum Neash PH	1,043	1,199	88	85	2,415	20	16	1	2	39	2	2	0	0	4	0	0	0	0	0	1	0	1	0	2	4	9	0	0	13	1	0	0	0	0	1	1,059	1,208	88	87	2,442
26 Koh Thom RH	174	205	15	11	405	6	11	0	0	17	2	2	0	0	4	0	1	0	0	1	0	0	1	2	3	4	1	0	0	5	0	1	0	0	0	1	178	217	14	9	418
27 Kean Svay RH	64	119	0	0	183	1	3	0	0	4	1	1	0	0	2	0	0	0	0	0	0	0	0	0	0	0	0	0	0	0	0	1	0	0	0	1	66	122	0	0	188

Provinces and Cities ART Services	Number of Patients at the end of Preceding Quarter					New ART in Quarter 1-2017					Patients transferred In					Patients Lost and Return in this quarter					Patients who left ART Care during this quarter															Active Patients until Quarter 1-2017							
	> 14		0 - 14			Total	> 14		0 - 14			Total	> 14		0 - 14			Total	> 14		0 - 14			Total	Patients transferred Out			Lost					Died					> 14		0 - 14			Total
	M	F	B	G	M		F	B	G	M	F		B	G	M	F	B		G	M	F	B	G		M	F	B	G	M	F	B	G	M	F	B	G	M	F	B	G			
	M	F	B	G	M	F	B	G	M	F	B	G	M	F	B	G	M	F	B	G	M	F	B	G	M	F	B	G	M	F	B	G	M	F	B	G	M	F	B	G	M	F	B
10 Koh Kong																																											
28 Smach Meanchey PH	283	321	13	19	636	6	9	1	0	16	3	5	0	0	8	0	1	0	0	1	1	2	1	1	5	0	4	1	0	5	3	2	0	0	5	288	328	12	18	646			
29 Sre Ambil RH	129	154	6	1	290	3	7	0	0	10	1	1	0	0	2	0	0	0	0	0	0	0	0	0	0	1	0	0	0	1	1	1	0	0	2	131	161	6	1	299			
11 Kratie																																											
30 Kratie PH	250	288	19	16	573	5	3	5	0	13	6	3	0	0	9	0	0	0	0	9	9	0	0	0	0	0	11	6	6	0	23	0	0	0	0	0	250	288	18	25	581		
12 Phnom Penh																																											
31 Khmer Soviet Hospital *	1,531	1,468	124	144	3,267	0	2	4	0	6	0	0	0	0	0	0	0	0	0	0	0	1	4	0	0	5	2	2	0	0	4	1	1	2	0	4	1,527	1,463	126	144	3,260		
32 Calmette Hospital	772	720	0	0	1,492	15	10	0	0	25	2	3	0	0	5	0	0	0	0	0	0	1	1	0	0	2	7	3	0	0	10	4	1	0	0	5	777	728	0	0	1,505		
33 Preah Kosamak	1,226	1,365	0	0	2,591	19	21	0	0	40	3	2	0	0	5	0	0	0	0	0	0	1	1	0	0	2	3	5	0	0	8	5	3	0	0	8	1,239	1,379	0	0	2,618		
34 National Pediatric *	184	166	294	239	883	2	3	11	1	17	63	54	1	1	119	0	1	0	0	0	1	1	2	3	1	7	6	3	3	2	14	0	0	0	1	1	242	219	300	237	998		
35 Center of Hope *	1,643	2,049	0	0	3,692	33	19	0	0	52	4	1	0	0	5	0	0	0	0	0	0	0	2	0	0	2	8	11	0	0	19	3	2	0	0	5	1,669	2,054	0	0	3,723		
36 Preah Ketomealea *	693	504	0	0	1,197	1	0	0	0	1	0	0	0	0	0	0	0	0	0	0	0	0	0	0	0	0	10	7	0	0	17	1	1	0	0	2	683	496	0	0	1,179		
37 Social Health Clinic	979	1,106	56	40	2,181	22	25	3	2	52	10	5	0	0	15	0	0	0	0	0	0	2	2	8	3	15	1	1	0	0	2	1	2	0	0	3	1,007	1,131	51	39	2,228		
38 Chhouk Sar I Clinic	72	526	8	7	613	2	11	0	0	13	2	1	0	0	3	1	1	0	0	0	2	0	0	1	1	2	0	0	0	0	0	0	0	2	0	2	77	537	7	6	627		
39 Chhouk Sar II Clinic	213	0	0	0	213	18	0	0	0	18	0	0	0	0	0	4	0	0	0	0	4	0	0	0	0	0	9	0	0	0	9	0	0	0	0	0	226	0	0	0	226		
40 Samdach Ov RH	216	262	0	0	478	19	21	0	0	40	0	1	0	0	1	0	0	0	0	0	0	2	2	0	0	4	2	5	0	0	7	2	1	0	0	3	229	276	0	0	505		
41 Meanchey RH *	259	339	0	0	598	9	11	0	0	20	2	1	0	0	3	2	2	0	0	0	4	2	4	0	0	6	8	12	0	0	20	0	2	0	0	2	262	335	0	0	597		
42 Chamkar Doung RH	225	200	0	0	425	3	5	0	0	8	1	2	0	0	3	2	0	0	0	0	2	2	1	0	0	3	2	0	0	0	2	0	0	0	0	0	227	206	0	0	433		
43 Pochinton RH	262	334	0	0	596	11	13	0	0	24	3	5	0	0	8	0	0	0	0	0	0	3	2	0	0	5	2	0	0	0	2	0	3	0	0	3	271	347	0	0	618		
13 Prey Veng																																											
44 Neak Leoung RH	492	763	59	52	1,366	11	16	6	1	34	1	2	0	0	3	2	4	0	0	0	6	4	3	4	1	12	8	7	0	0	15	4	5	0	0	9	490	770	61	52	1,373		
45 Kampong Leav PH	398	503	27	24	952	3	7	0	0	10	2	1	0	0	3	1	0	0	0	0	1	2	1	0	0	3	2	1	0	0	3	2	3	0	0	5	398	506	27	24	955		
46 Pearaing RH	91	133	13	10	247	2	5	0	0	7	1	0	0	0	1	1	0	0	0	0	1	2	0	1	1	4	0	0	0	0	0	1	2	0	0	3	92	136	12	9	249		
14 Pursat																																											
47 Sampov Meas PH	503	640	45	45	1,233	13	9	0	0	22	4	4	0	1	9	3	2	0	0	0	5	2	2	0	2	6	2	1	0	0	3	2	1	1	0	4	517	651	44	44	1,256		
15 Siem Reap																																											
48 Siem Reap PH	1,430	1,651	0	0	3,081	41	46	0	0	87	2	10	0	0	12	8	2	0	0	0	10	6	7	0	0	13	20	11	0	0	31	5	0	0	0	5	1,450	1,691	0	0	3,141		
49 Komar Angkor Hospital	0	0	204	210	414	0	0	1	6	7	0	0	1	0	1	0	0	0	0	0	0	0	0	6	6	12	0	0	0	0	0	0	0	0	0	0	0	0	200	210	410		
50 Soth Nikum RH	233	340	0	0	573	2	2	0	0	4	0	0	0	0	0	1	1	0	0	0	2	1	1	0	0	2	2	3	0	0	5	2	0	0	0	2	231	339	0	0	570		
51 Kralanh RH	93	122	0	0	215	3	4	0	0	7	0	0	0	0	0	0	0	0	0	0	0	1	0	0	0	1	1	0	0	0	36	0	0	0	0	0	94	126	0	0	220		
16 Sihanouk Ville																																											
52 Sihanouk PH	834	961	56	43	1,894	12	13	4	6	35	6	2	0	1	9	3	5	0	0	0	8	3	3	1	1	8	11	5	0	0	16	5	1	0	0	6	836	972	59	49	1,916		
17 Stung Treng																																											
53 Stung Treng PH	166	181	15	16	378	2	7	0	0	9	0	1	0	0	1	0	1	0	0	0	1	1	2	0	0	3	3	2	0	0	5	0	0	0	0	0	164	186	15	16	381		
18 Svay Rieng																																											
54 Svay Rieng PH	437	617	35	44	1,133	8	13	2	3	26	4	6	0	0	10	0	0	0	0	0	0	2	2	4	5	13	2	2	1	1	6	5	4	0	0	9	440	628	32	41	1,141		
55 Romeas Hek RH	92	100	11	4	207	4	4	0	0	8	0	0	0	0	0	0	0	0	0	0	0	0	0	0	0	0	0	0	0	0	0	1	0	1	0	2	95	104	10	4	213		
19 Takeo																																											
56 Takeo PH	547	758	50	61	1,416	5	13	1	0	19	0	2	0	0	2	0	0	0	0	0	0	1	2	0	0	3	2	4	2	0	8	4	0	0	0	4	545	767	49	61	1,422		
57 Ang Roka RH	171	203	19	9	402	2	8	0	0	10	3	1	0	0	4	0	0	0	0	0	0	0	1	0	0	1	1	2	0	0	3	1	0	0	0	1	174	209	19	9	411		

Provinces and Cities ART Services	Number of Patients at the end of Preceding Quarter					New ART in Quarter 1-2017					Patients transferred In					Patients Lost and Return in this quarter					Patients who left ART Care during this quarter										Active Patients until Quarter 1-2017										
	> 14		0 - 14			Total	> 14		0 - 14			Total	> 14		0 - 14			Total	> 14		0 - 14			Total	Patients transferred Out			Lost			Died				> 14		0 - 14			Total	
	M	F	B	G	M		F	B	G	M	F		B	G	M	F	B		G	M	F	B	G		M	F	B	G	M	F	B	G	M	F	B	G	M	F	B		G
	M	F	B	G	M	F	B	G	M	F	B	G	M	F	B	G	M	F	B	G	M	F	B	G	M	F	B	G	M	F	B	G	M	F	B	G	M	F	B	G	
58 Kirivong RH	211	278	7	9	505	2	1	0	1	4	0	0	0	0	0	1	0	0	0	0	1	2	1	0	0	3	1	1	0	0	2	2	1	0	0	3	209	276	7	10	502
59 Prey Kabas RH	110	147	0	0	257	1	1	0	0	2	1	0	0	0	1	0	0	0	0	0	0	0	0	0	0	0	0	0	0	0	0	0	0	0	0	112	148	0	0	260	
20 <i>Oddor Meanchey</i>																																									
60 Samrong PH	128	173	9	14	324	4	11	1	0	16	3	3	0	0	6	3	0	0	0	3	0	0	0	0	0	10	10	2	1	23	0	0	0	0	0	128	177	8	13	328	
61 Arlong Veng RH	46	64	0	0	110	1	10	0	0	11	0	0	0	0	0	0	1	0	0	1	0	0	0	0	0	0	0	0	0	0	1	0	0	0	0	46	75	0	0	121	
21 <i>Pailin</i>																																									
62 Pailin PH *	151	200	10	15	376	2	3	0	0	5	2	3	0	0	5	2	1	0	0	3	2	3	1	1	7	2	5	0	0	7	1	1	0	0	2	152	198	9	14	373	
22 <i>Preah Vihear</i>																																									
63 18 Makara PH	124	138	8	9	279	0	4	0	0	4	1	1	0	1	3	2	1	0	0	3	0	1	0	0	1	3	7	1	0	11	0	1	0	1	2	124	135	7	9	275	
23 <i>Kep</i>																																									
64 Kep	27	35	0	4	66	1	0	0	1	2	2	2	0	0	4	0	0	0	0	0	1	0	0	0	1	0	0	0	0	0	0	0	0	0	29	37	0	6	71		
24 <i>Mondulkiri</i>																																									
65 Mondulki RH	7	15	0	0	22	4	0	0	0	4	0	1	0	0	1	0	0	0	0	0	0	0	0	0	0	0	0	0	0	0	1	0	0	0	1	10	16	0	0	26	
25 <i>Ratanakiri</i>																																									
66 Ratanakiri RH	89	88	2	2	179	0	0	0	0	0	0	0	0	0	0	0	0	0	0	11	11	0	0	22	5	3	0	0	8	4	6	0	0	10	69	66	2	2	139		
TOTAL	24,242	28,950	1,823	1,716	56,731	512	578	75	63	1,228	168	178	9	15	370	51	45	0	9	105	78	85	64	68	295	238	235	28	18	517	102	69	4	3	178	24,557	29,362	1,811	1,714	57,444	

* * The number of patients reported in these sites might be shown differently from previous quarterly report due to the late data entry to the database and/or transition to the new database system.



Dr. Ly Penh Sun

Phnom Penh, 22 May 2017
Checked by
Chief of Data Management Unit

Mr. Mam Sovatha

Phnom Penh, 22 May 2017
Checked by
Chief of AIDS Care Unit

Dr. Samreth Sovannarith


Phnom Penh, 22 May 2017
Prepared by
Data Management Officer


Mr. Chea Chamnan


Number of ART patients Screened for TB, Pregnancy and Positive Prevention in Q1-2017


Provinces and Cities ART Services	New ART during Quarter 1-2017												Active patients on ART during this quarter												
	0 - 14		> 14										TB									Pregnancy			
			Male					Female					Diagnosed TB (BK+,-/EP)			Started TB treatment			TB-HIV patients on ART started Cotrimoxazole			Women on ART got pregnant	Spontaneous abortion	Induced abortion	
	Boy	Girl	Total	TB		Total	TB		Pregnance	PP (at lease 3)	Male	Female	Total	Male	Female	Total	Male	Female	Total						
			Diagnosed (BK+,-/EP)	TB Tx Started	PP		Diagnosed (BK+,-/EP)	TB Tx Started			PP														
1 Banteay Meanchey																									
1	Serei Sophon HC	2	2	8	0	0	8	18	0	0	18	0	26	0	0	0	0	0	0	0	0	0	2	0	0
2	Mongkul Borey PH	1	3	11	0	0	11	15	0	0	15	0	26	0	0	0	0	0	0	0	0	2	0	0	
3	Poipet RH	0	0	12	1	0	12	3	0	0	3	1	15	3	5	8	1	2	3	1	0	1	7	0	0
4	Thmor Pouk RH	0	0	3	1	1	3	6	0	0	6	2	9	1	0	1	1	0	1	1	0	1	5	0	0
2 Battambang																									
5	Mong Russey RH	0	1	2	1	1	2	7	1	1	7	0	9	3	3	6	1	2	3	1	2	3	0	0	0
6	Battambang PH	16	21	39	3	3	39	26	1	1	23	3	62	3	4	7	3	4	7	2	4	6	12	0	0
7	R5 Military Hospital	0	0	3	0	0	0	0	0	0	0	0	0	0	0	0	0	0	0	0	0	0	0	0	0
8	Thmor Kol RH	0	0	4	0	0	4	5	0	0	5	1	9	0	0	0	0	0	0	0	0	0	2	0	0
9	Sampov Loun RH	0	0	4	0	0	4	8	0	0	8	1	12	0	0	0	0	0	0	0	0	0	2	0	0
10	Roka HC	6	4	3	0	0	3	2	0	0	2	1	5	0	0	0	0	0	0	0	0	0	4	0	0
3 Kampong Cham																									
11	Kampong Cham PH	2	2	25	3	1	25	36	1	0	36	1	61	7	5	12	1	0	1	2	2	4	5	0	0
12	Choeung Prey RH	0	0	0	0	0	0	6	1	0	6	1	6	0	1	1	0	0	0	0	0	0	3	0	1
13	Chamkar Loeu RH	0	0	1	0	0	1	2	0	0	2	1	3	0	0	0	0	0	0	0	0	0	4	0	0
14	Srey Santhor RH	0	0	2	0	0	0	2	0	0	0	0	0	0	0	0	0	0	0	0	0	0	2	0	0
4 Thbong Khmum																									
15	Memut RH	0	0	2	0	2	2	3	0	3	3	0	5	0	0	0	0	0	0	0	0	0	4	0	0
16	Thbong Khmum RH	0	0	7	0	0	7	12	1	1	12	1	19	0	2	2	0	2	2	0	1	1	3	0	0
5 Kampong Chhnang																									
17	Kampong Chhnang PH	5	2	6	0	0	6	8	0	0	8	1	14	1	0	1	1	0	1	0	0	0	1	0	0
6 Kampong Speu																									
18	Kampong Speu PH	1	1	17	0	0	17	8	0	0	8	0	25	0	0	0	0	1	1	0	1	1	3	0	0
19	Oudong RH	0	0	4	0	0	4	5	0	0	5	1	9	0	0	0	0	0	0	0	0	0	3	0	0
20	Kong Pisey RH	0	0	15	3	3	15	12	0	0	12	0	27	0	0	0	15	12	27	0	0	0	0	0	0
7 Kampong Thom																									
21	Kampong Thom PH	0	1	11	1	1	9	6	0	0	6	2	15	4	1	5	4	1	5	1	0	1	4	1	0
22	Baray Santhuk RH	0	0	1	0	0	1	1	0	0	1	0	2	0	0	0	0	0	0	0	0	0	1	0	0
8 Kampot																									
23	Kampot PH	2	2	2	0	0	2	5	0	0	2	1	4	0	0	0	0	0	0	0	0	0	3	0	0
24	Kampong Trach RH	0	1	12	0	0	0	13	0	0	0	0	0	0	0	0	0	0	0	0	0	0	3	0	0
9 Kandal																									

Provinces and Cities ART Services	New ART during Quarter 1-2017												Active patients on ART during this quarter															
	0 - 14		> 14										TB									Pregnancy						
			Male					Female					Diagnosed TB (BK+,-/EP)			Started TB treatment			TB-HIV patients on ART started Cotrimoxazole			Women on ART got pregnant	Spontaneous abortion	Induced abortion				
	Total	TB		Total	TB		PP	PP (at lease 3)	Male	Female	Total	Male	Female	Total	Male	Female	Total											
		Diagnosed (BK+,-/EP)	TB Tx Started		PP	Diagnosed (BK+,-/EP)												TB Tx Started	PP	Male	Female	Male	Female	Male	Female	Male	Female	Male
18 Svay Rieng																												
54 Svay Rieng Hospital	2	3	8	0	0	8	13	0	0	13	1	21	0	0	0	0	0	0	0	0	0	0	0	0	0	0	0	0
55 Romeas Hek RH	0	0	4	1	1	0	4	0	0	0	0	0	1	0	1	1	0	1	4	5	9	0	0	0	0	0	0	0
19 Takeo																												
56 Takeo Hospital	1	0	5	0	0	5	13	1	0	13	0	18	0	1	1	0	0	0	0	1	1	0	0	0	0	0	0	0
57 Ang Roka RH	0	0	2	0	0	2	8	0	0	8	0	10	0	0	0	0	0	0	0	0	0	0	0	0	0	1	0	0
58 Kirivong RH	0	1	2	0	0	2	1	0	0	1	0	3	0	0	0	0	0	0	0	0	0	0	0	0	0	2	0	0
59 Prey Kabas RH	0	0	1	0	0	1	1	0	0	1	0	2	0	0	0	0	0	0	0	0	0	0	0	0	0	0	0	0
20 Oddor Meanchey																												
60 Samrong PH	1	0	4	0	0	1	11	0	0	5	0	6	0	0	0	0	0	0	0	0	0	0	0	0	0	0	0	0
61 Anlong Veng RH	0	0	1	0	0	1	10	0	0	2	0	3	0	1	1	0	1	1	0	1	1	0	1	1	0	0	0	0
21 Pallin																												
62 Pallin PH	0	0	2	0	0	2	3	1	1	3	1	5	3	2	5	0	0	0	0	0	0	0	0	0	2	0	0	0
22 Preah Vihear																												
63 16 Makara PH	0	0	0	0	0	0	4	0	0	4	0	4	0	0	0	0	0	0	0	0	0	0	0	0	0	0	0	0
23 Kep																												
64 Kep	0	1	1	0	0	1	0	0	0	0	0	1	0	0	0	0	0	0	0	0	0	0	0	0	0	0	0	0
24 Mondulkiri																												
65 Mondulkiri RH	0	0	4	0	0	0	0	0	0	0	0	0	0	0	0	0	0	0	0	0	0	0	0	0	0	0	0	0
25 Ratanakiri																												
66 Ratanakiri RH	0	0	0	0	0	0	0	0	0	0	0	0	0	0	0	0	0	0	0	0	0	0	0	0	0	0	0	0
TOTAL	70	63	507	19	19	369	574	19	19	413	42	782	79	83	162	35	40	75	25	32	57	129	11	1				

Phnom Penh, 22 May 2017
 Seen and Approved
 NCHADS Director

 Dr. Ly Penh Sun

Phnom Penh, 22 May 2017
 Checked by
 Chief of Data Management Unit

 Mr. Mam Sovatha

Phnom Penh, 22 May 2017
 Checked by
 Chief of AIDS Care Unit

 Dr. Samreth Sovannarith

Phnom Penh, 22 May 2017
 Prepared by
 Data Management Officer

 Mr. Chea Chamnan