


មជ្ឈមណ្ឌលជាតិប្រយុទ្ធនឹងជំងឺអេដស៍ សើស្បែក និងកាមរោគ
National Center for HIV/AIDS, Dermatology and STD
របាយការណ៍ប្រចាំត្រីមាសស្តីពីការព្យាបាលជំងឺឱកាសនិយម មុនពេល ART
Facility Pre-ART (OI) report from all sites

Total Provinces/ Cities :		25				
Total Pre-ART Sites :		66 (Pediatric = 41)				
ឆ្នាំ (Year)	2017	ត្រីមាសទី (Quarter)		1		
ប្រភេទ (Category)	អាយុ Age	ភេទ (Sex)		សរុប Total		
		ប្រុស Male	ស្រី Female			
ចំនួនអ្នកជំងឺដែលសកម្មទទួលបានការព្យាបាល OI រហូតដល់ចុងត្រីមាសមុន (Number of active patients on OI at the end of preceding quarter)	>14	559	684	1,243		
	0 - 14	141	173	314		
ចំនួនអ្នកជំងឺថ្មី ព្យាបាល OI លើកដំបូងក្នុងត្រីមាសនេះ (Number of new patients (First Pre-ART Care visit) during quarter)	>14	សរុបអ្នកជំងឺថ្មី >14		428	439	867
		ពិនិត្យស្ថានភាពកាកសញ្ញាជំងឺរបេង (TB Symptom Screening) *	មាន	77	58	135
			គ្មាន	288	292	580
		បានចាប់ផ្តើមព្យាបាលបង្ការដោយ INH (IPT Started)	120	89	209	
		បានធ្វើតេស្តវិនិច្ឆ័យថាមានជំងឺរបេង Diagnosed TB (BK+ / - , EP)	38	30	68	
		បានចាប់ផ្តើមព្យាបាលជំងឺរបេង TB Tx Started	25	20	45	
		មានផ្ទៃពោះ (Pregnant)	-	11	11	
		ការបង្ការជាវិជ្ជមាន (ផ្តល់សេវា ៣ បែបយ៉ាងតិច) Positive Prevention (at least 3 **)	323	332	655	
		សរុបអ្នកជំងឺថ្មី 0 - 14		31	25	56
		សរុបអ្នកជំងឺថ្មីទាំងអស់ Total new patients		459	464	923
ចំនួនអ្នកជំងឺដែលបោះបង់សេវា ហើយមកវិញក្នុងត្រីមាសនេះ (Number of patients loss and return in this quarter)	>14	21	15	36		
	0 - 14	0	0	0		
	សរុប Total		21	15	36	
ចំនួនអ្នកជំងឺដែលចាកចេញពីការព្យាបាល pre-ART ក្នុងត្រីមាសនេះ (Number of patients who left Pre-ART care during quarter)	បាត់មុខ (Lost) ¹	>14	72	82	154	
		0 - 14	6	14	20	
	ស្លាប់ (Died)	>14	9	10	19	
		0 - 14	1	0	1	
	ចាប់ផ្តើម (Start ART)	>14	512	578	1,090	
		0 - 14	75	63	138	
សរុបអ្នកជំងឺដែលចាកចេញពីការព្យាបាល OI ទាំងអស់		675	747	1,422		
ចំនួនអ្នកជំងឺដែលសកម្មព្យាបាល pre-ART រហូតដល់ចុងត្រីមាសនេះ (Number of active patients on Pre-ART at the end of the quarter)	>14	415	468	883		
	0 - 14	90	121	211		
	សរុប Total		505	589	1,094	
ចំនួនអ្នកជំងឺដែលសកម្មព្យាបាល pre-ART រហូតដល់ចុងត្រីមាសនេះ (Number of active patients on Pre-ART at the end of the quarter)	សមស្របចាប់ផ្តើម ART ² (Eligible for ART)	>14	108	114	222	
		0 - 14	23	15	38	
	មិនទាន់ដល់ពេលចាប់ផ្តើម ART (Not Eligible for ART)	>14	307	354	661	
		0 - 14	67	106	173	

ចំនួនអ្នកជំងឺដែលសកម្មព្យាបាល pre-ART បានធ្វើរោគវិនិច្ឆ័យថាមាន កើតរាង នៅក្នុងត្រីមាសនេះ: (Number of active patients on Pre-ART diagnosed TB (BK+/-, EP) during this quarter)	> 14	21	20	41	
ចំនួនអ្នកជំងឺដែលសកម្មព្យាបាល pre-ART បានចាប់ផ្តើមព្យាបាលជំងឺរាង នៅក្នុងត្រីមាសនេះ: (Number of active patient on Pre-ART started TB Treatment during this quarter)	> 14	9	13	22	F
ចំនួនអ្នកជំងឺសកម្មបានចាប់ផ្តើមព្យាបាលបង្ការដោយ INH (Start IPT) ក្នុងត្រីមាសនេះ: (Number of actives patients on Pre-ART started IPT)	> 14	60	83	143	G
ចំនួនអ្នកជំងឺរាង-អេដស៍កំពុងព្យាបាល pre-ART បានចាប់ផ្តើមព្យាបាលបង្ការដោយ Cotrimoxazole (CPT) ក្នុងត្រីមាសនេះ: (Number of TB-HIV patients on Pre-ART Started Cotrimoxazole during this quarter)	> 14	9	10	19	H
ចំនួនស្ត្រីបានព្យាបាល Pre-ART មានផ្ទៃពោះក្នុងត្រីមាសនេះ: (Number of women on Pre-ART got pregnant during this quarter.)				9	I
ចំនួនស្ត្រីមានផ្ទៃពោះចាប់ផ្តើមការព្យាបាលបង្ការដោយARV ក្នុងត្រីមាសនេះ: (Number of pregnan women started ARV Prophylaxis.)				4	J
ចំនួនស្ត្រីមានផ្ទៃពោះដែលបានរាយការណ៍ថា (Number of pregnan women reported)	រលូត (Spontaneous abortion)		0		K
	រំលូត (Induced abortion)		0		

Phnom Penh, 22 May 2017
 Seen and approved
 NCHADS Director



Dr. Ly Penh Sun

Phnom Penh, 22 May 2017
 Checked by

Chief of Data Management Unit

Mr. Mam Sovatha

Chief of AIDS Care Unit

Dr. Samreth Sovannarith

Phnom Penh, 22 May 2017
 Prepared by
 Data Management Officer

Mr. Chea Chamnan

Provinces/Cities Pre-ART Services	Number of Pre-ART Patients at the End of Preceding Quarter				New Patients (first Pre-ART Care Visit) during Quarter 1-2017				Patients Lost and Return in this Quarter				Patients who Left Pre-ART Care during Quarter 1-2017												Active Patients on Pre-ART at the end of Quarter 1-2017																		
	> 14		0 - 14		Total	> 14		0 - 14		Total	> 14		0 - 14		Total	Lost				Died				Start ART				Total	Eligible for ART				Not Eligible for ART				Total						
	M	F	B	G		M	F	B	G		M	F	B	G		M	F	B	G	M	F	B	G	M	F	B	G		M	F	B	G	M	F	B	G							
	M	F	B	G	M	F	B	G	M	F	B	G	M	F	B	G	M	F	B	G	M	F	B	G	M	F	B	G	M	F	B	G	M	F	B	G							
7 Kampong Thom																																											
21 Kampong Thom PH	14	10	2	1	27	5	3	0	0	8	1	0	0	0	1	2	2	0	0	0	0	0	0	0	0	11	6	0	1	22	7	5	2	0	0	0	0	0	0	0	14		
22 Baray Santhuk RH	3	1	0	0	4	0	1	0	0	1	0	0	0	0	0	2	1	0	0	0	0	0	0	0	1	1	0	0	5	0	0	0	0	0	0	0	0	0	0	0	0	0	0
8 Kampot																																											
23 Kampot PH	4	2	7	7	20	3	6	0	0	9	1	0	0	0	1	2	0	1	2	0	0	0	0	0	2	5	2	2	16	0	1	0	0	4	2	4	3	14					
24 Kampong Trach RH	8	17	0	3	28	5	2	0	1	8	0	0	0	0	0	0	4	0	2	1	0	0	0	0	12	13	0	1	33	0	2	0	1	0	0	0	0	0	0	0	3		
9 Kandal																																											
25 Chey Chum Neash PH	70	66	37	69	242	15	14	1	2	32	0	0	0	0	0	3	1	0	0	0	0	0	0	0	20	16	1	2	43	0	0	3	4	62	63	34	65	231					
26 Koh Thom RH	4	12	0	1	17	3	1	0	2	6	0	0	0	0	0	0	0	0	0	0	0	0	0	6	11	0	0	17	1	2	0	2	0	0	0	0	1	6					
27 Kean Svay RH	1	1	0	0	2	1	3	0	0	4	0	0	0	0	0	0	0	0	0	0	0	0	0	1	3	0	0	4	1	1	0	0	0	0	0	0	0	0	0	0	2		
10 Koh Kong																																											
28 Smach Meanchey PH	9	19	6	1	35	3	4	2	0	9	0	0	0	0	0	1	2	0	0	0	0	0	0	6	9	1	0	19	5	9	6	1	0	3	1	0	25						
29 Sre Ambil RH	20	24	0	0	44	3	4	0	0	7	0	0	0	0	0	3	4	0	0	0	0	0	0	3	7	0	0	17	0	1	0	0	17	16	0	0	34						
11 Kratie																																											
30 Kratie PH	32	34	5	3	74	5	3	0	0	8	0	0	0	0	0	0	0	0	0	0	0	0	0	5	3	5	0	13	0	0	0	0	32	34	0	3	69						
12 Phnom Penh																																											
31 Khmer Soviet Hospital	42	53	5	6	106	0	0	0	0	0	0	0	0	0	0	0	0	1	6	0	0	0	0	0	2	4	0	13	0	0	0	0	42	51	0	0	93						
32 Calmette Hospital	12	24	0	0	36	9	15	0	0	24	7	3	0	0	10	1	4	0	0	0	0	0	0	15	10	0	0	30	0	0	0	0	12	28	0	0	40						
33 Preah Kosamak	8	12	0	0	20	23	20	0	0	43	0	0	0	0	0	2	3	0	0	0	0	0	0	19	21	0	0	45	10	8	0	0	0	0	0	0	0	0	0	18			
34 National Pediatric *	5	10	18	23	56	2	3	7	5	17	0	0	0	0	0	0	0	0	2	0	0	0	0	2	3	11	1	19	3	3	4	4	2	7	10	21	54						
35 Center of Hope	16	16	0	0	32	43	17	0	0	60	0	0	0	0	0	3	1	0	0	1	0	0	0	33	19	0	0	57	15	6	0	0	7	7	0	0	35						
36 Preah Ketomealea *	0	0	0	0	0	1	0	0	0	1	0	0	0	0	0	0	0	0	0	0	0	0	0	1	0	0	0	1	0	0	0	0	0	0	0	0	0	0	0	0			
37 Social Health Clinic	19	33	4	3	59	15	8	0	0	23	0	0	0	0	0	1	2	0	0	0	0	0	0	22	25	3	2	55	7	7	1	1	4	7	0	0	27						
38 Chhouk Sar I Clinic	0	7	0	0	7	3	13	0	0	16	0	2	0	0	2	0	5	0	0	0	0	0	0	2	11	0	0	18	0	1	0	0	1	5	0	0	7						
39 Chhouk Sar II Clinic	13	0	0	0	13	24	0	0	0	24	1	0	0	0	1	10	0	0	0	0	0	0	0	18	0	0	0	28	3	0	0	0	7	0	0	0	10						
40 Samdach Ov RH	15	20	0	0	35	11	14	0	0	25	0	0	0	0	0	3	3	0	0	0	0	0	0	19	21	0	0	46	3	5	0	0	1	5	0	0	14						
41 Meanchey RH	3	2	0	0	5	8	12	0	0	20	0	0	0	0	0	0	1	0	0	0	0	0	0	9	11	0	0	21	2	2	0	0	0	0	0	0	0	0	4				
42 Chamkar Doung RH	6	2	0	0	8	3	7	0	0	10	0	0	0	0	0	0	0	0	0	0	0	0	0	3	5	0	0	8	1	1	0	0	5	3	0	0	10						
43 Pochintong RH	2	1	0	0	3	12	15	0	0	27	0	0	0	0	0	1	0	0	0	0	0	0	0	11	13	0	0	25	1	2	0	0	1	1	0	0	5						

Provinces/Cities Pre-ART Services	Number of Pre-ART Patients at the End of Preceding Quarter					New Patients (first Pre-ART Care Visit) during Quarter 1-2017					Patients Lost and Return in this Quarter					Patients who Left Pre-ART Care during Quarter 1-2017												Active Patients on Pre-ART at the end of Quarter 1-2017											
	> 14		0 - 14		Total	> 14		0 - 14		Total	> 14		0 - 14		Total	Lost				Died				Start ART				Total	Eligible for ART					Not Eligible for ART					Total
	M	F	B	G		M	F	B	G		M	F	B	G		M	F	B	G	M	F	B	G	M	F	B	G		M	F	B	G	M	F	B	G			
	M	F	B	G	M	F	B	G	M	F	B	G	M	F	B	G	M	F	B	G	M	F	B	G	M	F	B	G	M	F	B	G	M	F	B	G			
13 Prey Veng																																							
44	Neak Loeung RH	34	27	6	2	69	11	14	3	0	28	0	0	0	0	0	9	5	0	0	3	6	1	0	11	16	6	1	58	7	5	0	0	15	9	2	1	39	
45	Kampong Leav PH	5	6	0	0	11	7	6	2	0	15	0	0	0	0	0	0	1	0	0	0	0	0	0	3	7	0	0	11	2	0	2	0	7	4	0	0	15	
46	Pearaing	13	9	0	0	22	2	1	0	0	3	0	1	0	0	1	0	1	0	0	0	0	0	0	2	5	0	0	8	2	5	0	0	11	0	0	0	18	
14 Pursat																																							
47	Sampov Meas PH	9	8	2	1	20	8	7	0	0	15	0	0	0	0	0	4	6	2	1	0	0	0	0	13	9	0	0	35	0	0	0	0	0	0	0	0	0	
15 Siem Reap																																							
48	Siem Reap PH	23	28	0	0	51	36	31	0	0	67	0	0	0	0	0	4	2	0	0	1	0	0	0	41	46	0	0	94	5	5	0	0	8	6	0	0	24	
49	Komar Angkor Hospital	0	0	0	1	1	0	0	2	5	7	0	0	0	0	0	0	0	0	0	0	0	0	0	0	0	1	6	7	0	0	1	0	0	0	0	1		
50	Soth Nikum RH	1	0	0	0	1	2	3	0	0	5	0	0	0	0	0	0	1	0	0	0	0	0	0	2	2	0	0	5	1	0	0	0	0	0	0	0	1	
51	Kralanh RH	2	2	0	0	4	2	3	0	0	5	1	0	0	0	1	0	0	0	0	0	1	0	0	3	4	0	0	8	0	0	0	0	2	0	0	0	2	
16 Sihanouk Ville																																							
52	Sihanouk PH	5	10	4	5	24	12	15	0	1	28	1	1	0	0	2	1	3	0	0	0	0	0	0	12	13	4	6	39	0	3	0	0	5	7	0	0	15	
17 Stung Treng																																							
53	Stung Treng PH	0	6	1	0	7	6	7	0	0	13	0	0	0	0	0	0	0	0	0	0	0	0	0	2	7	0	0	9	1	2	1	0	3	4	0	0	11	
18 Svay Rieng																																							
54	Svay Rieng Hospital	14	13	8	2	37	11	12	2	1	26	0	0	0	0	0	0	0	0	1	0	0	0	8	13	2	3	27	16	12	0	0	0	0	8	0	36		
55	Romeas Hek RH	3	5	2	0	10	3	2	0	0	5	0	0	0	0	0	0	0	0	0	0	0	0	4	4	0	0	8	0	0	0	0	2	3	2	0	7		
19 Takeo																																							
56	Takeo Hospital *	4	18	0	1	23	4	8	1	2	15	0	0	0	0	0	0	0	0	0	1	0	0	5	13	1	0	20	0	3	0	0	3	9	0	3	18		
57	Ang Roka RH	7	16	0	0	23	0	3	0	0	3	0	0	0	0	0	0	0	0	1	1	0	0	2	8	0	0	12	0	0	0	0	4	10	0	0	14		
58	Kirivong RH	5	2	0	1	8	1	1	0	0	2	0	0	0	0	0	0	0	0	0	0	0	0	2	1	0	1	4	2	2	0	0	2	0	0	0	6		
59	Prey Kabas RH	0	1	0	0	1	1	1	0	0	2	0	0	0	0	0	0	0	0	0	0	0	0	1	1	0	0	2	0	1	0	0	0	0	0	0	1		
20 Oddor Meanchey																																							
60	Samrong PH	7	5	1	0	13	2	9	0	0	11	0	0	0	0	0	0	0	0	0	0	0	0	4	11	1	0	16	1	0	0	0	4	3	0	0	8		
61	Anlong Veng RH	0	0	0	0	0	1	10	0	0	11	0	0	0	0	0	0	0	0	0	0	0	0	1	10	0	0	11	0	0	0	0	0	0	0	0	0		
21 Pailin																																							
62	Pailin PH	3	3	0	0	6	0	1	0	0	1	0	0	0	0	0	0	1	0	0	0	0	0	0	2	3	0	0	6	0	0	0	0	1	0	0	0	1	
22 Preah Vihear																																							
63	16 Makara PH	0	5	0	1	6	0	3	0	0	3	0	0	0	0	0	0	0	0	0	0	0	0	0	4	0	0	4	0	3	0	1	0	1	0	0	5		

Provinces/Cities Pre-ART Services	New Patients (first Pre-ART Care Visit) during Quarter 1-2017																	Active patients on Pre-ART during this quarter																			
	0 - 14		> 14															TB											Pregnancy								
	Boy	Girl	Male							Female								PP (at lease 3)	Diagnosed TB (BK+, -/EP)			Started TB treatment			Started INH (IPT)			TB-HIV patients on Pre-ART started Cotrimoxazole			Women on Pre-ART got pregnant	Pregmant Women started ARV Prophylaxis	Spontaneous abortion	Induced abortion			
			Total	TBS (+)	TBS (-)	IPT Started	Diagnosed (BK+, -/EP)	TB Tx Started	PP	Total	TBS (+)	TBS (-)	IPT Started	Diagnosed (BK+, -/EP)	TB Tx Started	PP	Pregnance		Male	Female	Total	Male	Female	Total	Male	Female	Total	Male	Female	Total							
Kandal																																					
25	Chey Chum Neash PH	1	2	15	1	8	0	1	1	0	14	2	6	0	2	2	0	0	0	0	0	0	0	0	0	0	0	0	0	0	0	0	0	0	0	0	0
26	Koh Thom RH	0	0	3	3	0	1	1	1	3	1	1	0	0	0	0	1	0	4	1	0	1	0	0	0	0	0	0	0	0	0	0	0	0	0	0	
27	Keansvay RH	0	0	1	1	0	0	0	0	1	3	2	1	0	2	2	3	0	4	0	1	1	0	1	0	0	0	0	0	1	0	0	0	0	0	0	
Koh Kong																																					
28	Smach Meanchey PH	2	0	3	0	3	0	0	0	0	4	0	4	4	0	0	0	1	0	0	0	0	0	0	1	1	0	0	0	0	0	0	0	0	0	0	
29	Sre Ambil RH	0	0	3	2	1	0	0	0	0	4	2	2	0	0	0	0	0	0	0	0	0	0	0	0	0	0	0	0	0	0	0	0	0	0	0	
Kratie																																					
30	Kratie PH	0	0	5	0	0	0	0	0	0	3	0	0	0	0	0	0	0	0	0	0	0	0	0	0	0	0	0	0	0	0	0	0	0	0	0	
Phnom Penh																																					
31	Khmer Soviet Hospital	0	0	0	0	0	0	0	0	0	0	0	0	0	0	0	0	0	0	0	0	0	0	0	0	0	0	0	0	0	0	0	0	0	0	0	
32	Calmette Hospital	0	0	9	0	0	0	0	0	0	15	0	0	0	0	0	0	0	1	3	4	0	0	0	0	0	0	0	0	0	0	0	0	0	0	0	
33	Preah Kosamak	0	0	23	0	23	0	0	0	23	20	0	20	0	0	0	20	0	43	0	0	0	0	0	0	0	0	0	0	0	0	0	0	0	0	0	
34	National Pediatric	7	5	2	0	0	0	0	0	0	3	0	0	0	0	0	0	0	0	0	0	0	0	0	0	0	0	0	0	0	0	0	0	0	0	0	
34	Center of Hope	0	0	43	12	31	1	14	5	12	17	1	16	0	3	2	2	0	14	15	7	22	5	3	8	1	0	1	5	2	7	0	0	0	0		
36	Preah Ketomealea	0	0	1	0	0	0	0	0	0	0	0	0	0	0	0	0	0	0	0	0	0	0	0	0	0	0	0	0	0	0	0	0	0	0		
37	Social Health Clinic	0	0	15	0	15	0	0	0	0	8	0	8	0	0	0	0	1	0	0	0	0	0	0	0	0	0	0	0	0	0	0	0	0	0	0	
38	Chhouk Sar I Clinic	0	0	3	0	3	0	0	0	3	13	1	12	1	1	1	13	0	16	0	1	1	0	1	1	0	0	0	0	1	1	0	0	0	0		
39	Chhouk Sar II Clinic	0	0	24	0	24	12	0	0	24	0	0	0	0	0	0	0	0	24	0	0	0	0	0	0	0	0	0	0	0	0	0	0	0	0	0	
40	Samdach Ov RH	0	0	11	4	6	3	1	1	11	14	7	4	1	3	3	14	0	25	0	0	0	0	0	1	0	1	0	0	0	0	0	0	0	0		
41	Meanchey RH	0	0	8	4	3	1	0	0	8	12	0	11	2	0	0	12	0	20	0	0	0	0	1	0	1	0	0	0	0	0	0	0	0	0		
42	Chamkar Doung RH	0	0	3	2	0	0	0	0	3	7	4	2	0	0	0	7	0	10	0	0	0	0	0	0	0	0	0	0	0	0	0	0	0	0	0	
43	Pochintong RH	0	0	12	0	10	0	0	0	12	15	5	10	0	0	0	15	0	27	0	0	0	0	0	0	0	0	0	0	0	0	0	0	0	0		
Prey Veng																																					
44	Neak Loeung RH	3	0	11	0	0	0	0	0	0	14	0	0	0	0	0	0	0	0	0	0	0	0	0	0	0	0	0	0	0	0	0	0	0	0	0	
45	Kampong Leav PH	2	0	7	0	7	7	0	0	6	6	1	5	0	1	1	6	0	12	0	1	1	0	1	1	0	0	0	1	0	0	0	0	0	0		
46	Pearaing	0	0	2	0	0	0	0	0	0	1	0	0	0	0	0	0	0	0	0	0	0	0	0	0	0	0	0	0	0	0	0	0	0	0	0	
Pursat																																					
47	Sampov Meas PH	0	0	8	2	6	6	0	0	8	7	1	6	5	1	1	7	0	15	0	0	0	0	0	1	0	1	0	0	0	0	0	0	0	0	0	
Siem Reap																																					
48	Siem Reap PH	0	0	36	0	35	16	0	0	36	31	2	28	14	1	1	31	0	67	0	1	1	0	1	1	2	3	5	0	1	1	1	1	0	0		
49	Komar Angkor Hospital	2	5	0	0	0	0	0	0	0	0	0	0	0	0	0	0	0	0	0	0	0	0	0	0	0	0	0	0	0	0	0	0	0	0	0	
50	Soth Nikum RH	0	0	2	1	1	1	1	1	2	3	0	3	3	0	0	3	0	5	0	0	0	0	0	0	0	0	0	0	0	0	0	0	0	0	0	
51	Kralanh RH	0	0	2	2	0	0	1	1	2	3	1	2	0	0	0	3	0	5	0	0	0	0	0	0	0	0	0	0	0	0	0	0	0	0	0	
Sihanouk Ville																																					
52	Sihanouk PH	0	1	12	0	12	0	0	0	12	15	0	15	0	2	2	12	3	24	0	2	2	0	2	2	33	55	88	0	2	2	0	2	0	0		

Provinces/Cities Pre-ART Services	New Patients (first Pre-ART Care Visit) during Quarter 1-2017																	Active patients on Pre-ART during this quarter																												
	0 - 14		> 14															TB												Pregnancy																
	Boy	Girl	Male							Female								PP (at lease 3)	Diagnosed TB (BK+, -/EP)			Started TB treatment			Started INH (IPT)			TB-HIV patients on Pre-ART started Cotrimoxazole			Women on Pre-ART got pregnant	Pregmant Women started ARV Prophylaxis	Spontaneous abortion	Induced abortion												
			Total	TBS (+)	TBS (-)	IPT Started	Diagnosed (BK+, -/EP)	TB Tx Started	PP	Total	TBS (+)	TBS (-)	IPT Started	Diagnosed (BK+, -/EP)	TB Tx Started	PP	Pregnanace		Male	Female	Total	Male	Female	Total	Male	Female	Total	Male	Female	Total																
17	Stung Treng																																													
53	0	0	6	0	4	0	0	0	0	7	0	6	0	0	0	0	0	0	0	0	0	0	0	0	0	0	0	0	0	0	0	0	0	0	0	0	0	0	0	0	0	0	0			
18	Svay Rieng																																													
54	2	1	11	2	9	9	2	2	11	12	1	11	11	1	1	12	1	23	2	1	3	2	1	3	9	11	20	2	1	3	1	1	0	0	0	0	0	0	0	0	0	0				
55	0	0	3	1	2	2	1	1	0	2	0	2	0	0	0	0	0	0	0	0	0	0	0	2	2	4	0	0	0	0	0	0	0	0	0	0	0	0	0	0	0	0	0	0		
19	Takeo																																													
56	1	2	4	0	4	0	0	0	4	8	1	5	1	1	0	8	1	12	0	0	0	0	0	0	0	0	0	0	0	0	0	0	0	0	0	0	0	0	0	0	0	0	0	0	0	
57	0	0	0	0	0	0	0	0	0	3	0	3	0	0	0	3	0	3	0	1	1	0	1	1	0	1	1	0	1	1	0	0	0	0	0	0	0	0	0	0	0	0	0	0	0	
58	0	0	1	0	1	1	0	0	1	1	0	1	0	0	0	1	0	2	0	0	0	0	0	0	0	0	0	0	0	0	0	0	0	0	0	0	0	0	0	0	0	0	0	0	0	0
59	0	0	1	0	1	0	0	0	1	1	0	0	0	0	0	1	0	2	0	0	0	0	0	0	0	0	0	0	0	0	0	0	0	0	0	0	0	0	0	0	0	0	0	0	0	0
20	Oddor Meanchey																																													
60	0	0	2	1	0	0	0	0	2	9	0	8	0	0	0	5	0	7	0	0	0	0	0	1	0	1	0	0	0	0	0	0	0	0	0	0	0	0	0	0	0	0	0	0	0	
61	0	0	1	0	0	0	0	0	0	10	0	0	0	1	0	0	0	0	0	1	1	0	1	1	0	1	1	0	1	1	0	0	0	0	0	0	0	0	0	0	0	0	0	0	0	0
21	Pailin																																													
62	0	0	0	0	0	0	0	0	0	1	1	0	0	1	1	1	0	1	0	0	0	0	0	0	0	0	0	0	0	0	0	0	0	0	0	0	0	0	0	0	0	0	0	0	0	0
22	Preah Vihear																																													
63	0	0	0	0	1	0	0	0	0	3	0	2	0	0	0	3	0	3	0	0	0	0	0	0	0	0	0	0	0	0	0	0	0	0	0	0	0	0	0	0	0	0	0	0	0	0
23	Kep																																													
64	0	1	0	0	0	0	0	0	0	0	0	0	0	0	0	0	0	0	0	0	0	0	0	0	0	0	0	0	0	0	0	0	0	0	0	0	0	0	0	0	0	0	0	0	0	
24	Monduliri																																													
65	0	0	4	1	3	0	0	0	0	2	0	2	0	0	0	0	0	0	0	0	0	0	0	0	0	0	0	0	0	0	0	0	0	0	0	0	0	0	0	0	0	0	0	0	0	
25	Ratanakiri																																													
66	0	0	0	0	0	0	0	0	0	0	0	0	0	0	0	0	0	0	0	0	0	0	0	0	0	0	0	0	0	0	0	0	0	0	0	0	0	0	0	0	0	0	0	0	0	
TOTAL			31	23	428	77	288	120	38	25	323	434	58	292	89	30	20	332	11	655	21	20	41	9	13	22	60	83	143	9	10	19	9	4	0	0	0	0	0	0						

Phnom Penh, May 2017
Seen and Approved
NCHADS Director

Phnom Penh, May 2017
Checked by
Chief of Data Management Unit

Phnom Penh, May 2017
Checked by
Chief of AIDS Care Unit

Phnom Penh, May 2017
Prepared by
Data Management Officer


Dr. Ly Penh Sun


Mr. Mam Sovatha


Dr. Samreth Sovannarith


Mr. Chea Chamnan

Provinces/Cities Pre-ART Services	New Patients (first Pre-ART Care Visit) during Quarter 1-2017																			Active patients on Pre-ART during this quarter																		
	0 - 14		> 14																	TB											Pregnancy							
	Boy	Girl	Male							Female										PP (at lease 3)	Diagnosed TB (BK+,-/EP)			Started TB treatment			Started INH (IPT)			TB-HIV patients on Pre-ART started Cotrimoxazole			Women on Pre-ART got pregnant	Pregnant Women started ARV Prophylaxis	Spontaneous abortion	Induced abortion		
			Total	TBS (+)	TBS (-)	IPT Started	Diagnosed (BK+,-/EP)	TB Tx Started	PP	Total	TBS (+)	TBS (-)	IPT Started	Diagnosed (BK+,-/EP)	TB Tx Started	PP	Pregnance	Male	Female		Total	Male	Female	Total	Male	Female	Total	Male	Female	Total								
	17	Stung Treng																																				
53	0	0	6	0	4	0	0	0	0	7	0	6	0	0	0	0	0	0	0	0	0	0	0	0	0	0	0	0	0	0	0	0	0	0	0	0	0	0
18	Svay Rieng																																					
54	2	1	11	2	9	9	2	2	11	12	1	11	11	1	1	12	1	23	2	1	3	2	1	3	9	11	20	2	1	3	1	1	0	0				
55	0	0	3	1	2	2	1	1	0	2	0	2	0	0	0	0	0	0	0	0	0	0	0	2	2	4	0	0	0	0	0	0	0	0	0			
19	Takeo																																					
56	1	2	4	0	4	0	0	0	4	8	1	5	1	1	0	8	1	12	0	0	0	0	0	0	0	0	0	0	0	0	0	0	0	0	0	0		
57	0	0	0	0	0	0	0	0	0	3	0	3	0	0	0	3	0	3	0	1	1	0	1	1	0	1	1	0	1	1	0	0	0	0	0			
58	0	0	1	0	1	1	0	0	1	1	0	1	0	0	0	1	0	2	0	0	0	0	0	0	0	0	0	0	0	0	0	0	0	0	0	0		
59	0	0	1	0	1	0	0	0	1	1	0	0	0	0	0	1	0	2	0	0	0	0	0	0	0	0	0	0	0	0	0	0	0	0	0	0		
20	Oddor Meanchey																																					
60	0	0	2	1	0	0	0	0	2	9	0	8	0	0	0	5	0	7	0	0	0	0	0	1	0	1	0	0	0	0	0	0	0	0	0	0		
61	0	0	1	0	0	0	0	0	0	10	0	0	0	1	0	0	0	0	0	1	0	1	1	0	1	1	0	1	1	0	1	1	0	0	0	0		
21	Pailin																																					
62	0	0	0	0	0	0	0	0	0	1	1	0	0	1	1	1	0	1	0	0	0	0	0	0	0	0	0	0	0	0	0	0	0	0	0	0	0	
22	Preah Vihear																																					
63	0	0	0	0	1	0	0	0	0	3	0	2	0	0	0	3	0	3	0	0	0	0	0	0	0	0	0	0	0	0	0	0	0	0	0	0	0	
23	Kep																																					
64	0	1	0	0	0	0	0	0	0	0	0	0	0	0	0	0	0	0	0	0	0	0	0	0	0	0	0	0	0	0	0	0	0	0	0	0	0	
24	Mondulkiri																																					
65	0	0	4	1	3	0	0	0	0	2	0	2	0	0	0	0	0	0	0	0	0	0	0	0	0	0	0	0	0	0	0	0	0	0	0	0	0	
25	Ratanakiri																																					
66	0	0	0	0	0	0	0	0	0	0	0	0	0	0	0	0	0	0	0	0	0	0	0	0	0	0	0	0	0	0	0	0	0	0	0	0	0	
TOTAL		31	23	428	77	288	120	38	25	323	434	58	292	89	30	20	332	11	655	21	20	41	9	13	22	60	83	143	9	10	19	9	4	0	0			

Phnom Penh, 22 May 2017
 Seen and Approved
 NCHADS Director

 Dr. Ly Penh Sun

Phnom Penh, 22 May 2017
 Checked by
 Chief of Data Management Unit

 Mr. Mam Sovatha

Phnom Penh, 22 May 2017
 Checked by
 Chief of AIDS Care Unit

 Mr. Samreth Sovannarith

Phnom Penh, 22 May 2017
 Prepared by
 Data Management Officer

 Mr. Chea Chamnan