



Provinces and Cities ART Services	Number of Patients Receiving education on Positive Prevention during this Quarter					Number of patients screened for TB Symptoms during this Quarter							Number of patients started IPT during this Quarter					Number of patients Diagnosed TB (BK+/-, EP) during this Quarter					Number of patients Started TB Treatment during this quarter					Number of TB-HIV patients Started Cotrimoxazole during this quarter					Number of women on Care got pregnant during this Quarter		Number of Pregnant women reported:				
	0 - 14		> 14			Total	0 - 14		> 14					Total	0 - 14		> 14			Total	0 - 14		> 14			Total	Got pregnant before getting treatment	Got pregnant during treatment	Spontaneous abortion	Induced abortion									
	B	G	M	F	(+)		(-)	(+)	(-)	(+)	(-)	(+)	(-)		B	G	M	F	B		G	M	F	B	G						M	F	B	G	M	F	B	G	M
9 Kandal																																							
27 Chey Chum Neash PH	0	0	897	1,005	1,902	0	0	0	0	1	0	891	996	1,888	0	0	12	6	18	0	0	0	0	0	0	0	0	24	30	54	0	0	1	2	3	0	1	0	0
28 Koh Thom RH	0	0	295	403	698	0	0	9	7	8	5	9	242	280	0	0	1	0	1	0	0	4	1	5	0	0	0	0	0	1	0	1	1	3	0	5	0	0	
29 Kean Svay RH	0	0	120	210	330	0	0	0	0	0	0	1	141	142	0	0	8	5	13	0	0	0	0	0	0	0	0	0	0	0	1	1	2	0	1	0	0		
10 Koh Kong																																							
30 Smach Meanchey PH	0	0	314	353	667	0	0	7	10	0	0	310	347	657	0	0	0	0	0	0	0	1	2	3	0	0	0	0	0	0	1	1	2	0	0	0	0		
31 Sre Ambil RH	0	0	119	151	270	0	0	1	1	0	0	115	148	263	0	0	0	0	0	0	0	0	0	0	0	0	0	0	0	1	0	1	0	1	0	0			
11 Kratie																																							
32 Kratie PH	0	0	0	0	0	0	0	0	0	0	0	0	0	0	0	0	0	0	0	0	0	0	0	0	0	0	0	0	0	0	0	0	0	3	0	1			
12 Phnom Penh																																							
33 Khmer Soviet Hospital	0	0	0	0	0	0	0	0	0	0	0	0	0	0	0	0	0	0	0	0	0	0	0	0	0	0	0	0	0	0	0	0	0	0	0	0			
34 Calmette Hospital	0	0	724	753	1,477	0	0	0	0	1	723	752	1,476	0	0	0	0	0	0	0	0	0	0	0	0	0	0	0	1	1	2	2	0	0	0				
35 Preah Kossamak	0	0	1,454	1,352	2,806	0	0	0	0	2	2	1,389	1,293	2,686	0	0	69	45	114	0	0	3	0	3	0	0	0	0	0	1	3	1	3	4	0	7	0	0	
36 National Pediatric	0	0	243	204	447	2	0	124	109	0	0	126	105	466	7	2	6	6	21	1	0	0	0	1	0	0	0	0	0	1	3	1	1	6	0	0	0	0	
37 Center of Hope	0	0	404	341	745	0	0	0	0	17	17	1,352	1,621	3,007	0	0	40	56	96	0	0	15	12	27	0	0	6	4	10	0	0	4	3	7	0	6	1	4	
38 Preah Ketomealea	0	0	415	402	817	0	0	0	0	0	0	414	400	814	0	0	2	1	3	0	0	0	0	0	0	0	0	0	0	0	0	0	0	0	0	0	0	0	
39 Social Health Clinic	0	0	953	1,033	1,986	0	0	1	0	0	0	889	1,030	1,920	0	0	88	65	153	0	0	1	2	3	0	0	0	0	0	0	0	1	1	2	0	1	0	0	
40 Chhouk Sar Clinic	0	0	1,494	502	1,996	0	0	3	5	0	0	1,493	502	2,003	0	0	145	0	145	0	0	15	2	17	0	0	4	1	5	0	0	4	1	5	0	4	0	0	
41 Samdach Ov RH	0	0	317	333	650	0	0	0	0	1	307	285	593	0	0	24	34	58	0	0	0	0	0	0	0	0	0	0	0	0	1	1	2	0	0	0	0		
42 Meanchey RH	0	0	486	477	963	0	0	0	0	1	478	470	949	0	0	23	9	32	0	0	1	3	4	0	0	0	0	0	0	0	1	1	2	0	0	0	0		
43 Dang Kor RH	0	0	369	276	647	0	0	0	1	0	257	229	487	0	0	7	4	11	0	0	0	0	0	0	0	0	0	0	0	0	1	2	3	1	3	0	0		
44 Pochintong RH	0	0	505	474	979	0	0	0	0	1	504	473	978	0	0	40	34	74	0	0	3	4	7	0	0	0	2	2	0	0	1	1	2	0	1	0	0		
13 Prey Veng																																							
45 Neak Loeung RH	0	0	437	674	1,111	0	0	23	15	0	0	437	674	1,149	1	0	89	126	216	0	0	3	6	9	0	0	0	0	0	0	0	1	1	2	0	2	0	0	
46 Prey Veng RH	0	0	376	445	821	0	0	17	8	1	0	374	445	845	0	0	12	10	22	0	0	3	6	9	0	0	0	0	0	0	0	0	0	0	0	0	0	0	
47 Pearing RH	0	0	0	0	0	0	0	0	0	0	0	0	0	0	0	0	0	0	0	0	0	0	0	0	0	0	0	0	0	0	0	0	0	0	0	0	0	0	
14 Pursat																																							
48 Sampov Meas PH	0	0	441	474	915	0	0	17	21	0	0	436	470	944	0	0	4	7	11	0	0	0	0	0	0	0	0	0	0	1	0	1	1	3	0	1	0	0	
49 Phnom Kravanh RH	0	0	0	0	0	0	0	0	0	0	66	73	139	0	0	0	0	0	0	0	0	0	0	0	0	0	0	0	0	0	0	0	0	0	0	0	0		
50 Bakan RH	0	0	0	0	0	0	0	0	0	0	22	27	49	0	0	0	0	0	0	0	0	0	0	0	0	0	0	0	0	0	0	0	0	0	0	0	0		
15 Siem Reap																																							
51 Siem Reap PH	0	0	1,782	1,674	3,456	0	0	0	0	2	1	1,773	1,669	3,445	0	0	201	185	386	0	0	34	14	48	0	0	8	2	10	0	0	2	2	4	0	18	0	0	
52 Komar Angkor Hospital	3	3	0	0	6	0	0	3	3	0	0	0	0	6	0	0	0	0	0	0	0	0	0	0	0	0	0	0	0	0	0	0	0	0	0	0	0	0	
53 Soth Nikum RH	0	0	249	325	574	0	0	0	0	1	249	324	574	0	0	56	55	111	0	0	4	0	4	0	0	1	0	1	0	0	1	1	2	0	4	0	0		
54 Kralanh RH	0	0	115	134	249	0	0	0	0	1	115	133	249	0	0	6	5	11	0	0	0	1	1	0	0	0	0	0	0	0	1	1	2	0	1	0	0		
16 Preah Sihanouk																																							
55 Sihanouk PH	0	0	0	0	0	0	0	18	15	0	0	703	729	1,465	0	0	18	21	39	0	0	1	0	1	0	0	1	0	1	0	0	0	0	0	0	1	0	0	
17 Stung Treng																																							
56 Stung Treng PH	0	0	177	197	374	0	0	0	0	0	173	197	370	0	0	11	7	18	0	0	0	0	0	0	0	0	0	0	1	1	1	1	4	1	1	0	0		


Provinces and Cities ART Services	Number of Patients Receiving education on Positive Prevention during this Quarter					Number of patients screened for TB Symptoms during this Quarter						Number of patients started IPT during this Quarter				Number of patients Diagnosed TB (BK+/-, EP) during this Quarter				Number of patients Started TB Treatment during this quarter				Number of TB-HIV patients Started Cotrimoxazole during this quarter				Number of women on Care got pregnant during this Quarter		Number of Pregnant women reported:							
	0 - 14		> 14			0 - 14			> 14			0 - 14		> 14		0 - 14		> 14		0 - 14		> 14		Got pregnant before getting treatment	Got pregnant during treatment	Spontaneous abortion	Induced abortion										
						(+)		(-)		Total		0 - 14		> 14		Total		0 - 14		> 14		Total															
	B	G	M	F	Total	(+)	(-)	(+)	(-)	Total	B	G	M	F	Total	B	G	M	F	Total	B	G	M	F	Total												
18 Svay Rieng																																					
57	Svay Rieng PH	0	0	499	654	1,153	0	0	24	21	0	0	496	648	1,189	0	0	47	65	112	0	0	0	0	0	0	0	1	0	1	2	4					
58	Romeas Hek RH	0	0	0	0	0	0	0	2	3	0	0	0	0	5	0	0	3	2	5	0	0	0	0	0	0	0	0	0	3	3	6					
19 Takeo																																					
59	Takeo PH	0	0	529	757	1,286	0	0	42	46	1	0	506	734	1,329	0	0	8	5	13	0	0	3	6	9	0	0	0	0	0	1	0	1	2	4		
60	Ang Roka RH	0	0	194	240	434	0	0	6	1	0	0	169	205	381	0	0	1	2	3	0	0	1	2	3	0	0	0	0	0	1	0	2	1	4		
61	Kirivong RH	0	0	207	275	482	0	0	1	1	0	0	207	274	483	0	0	1	0	1	0	0	0	0	0	0	0	0	0	0	1	1	2	0	0		
62	Prey Kabas RH	0	0	105	146	251	0	0	0	0	0	0	105	146	251	0	0	0	0	0	0	0	0	0	0	0	0	0	0	0	0	0	0	0			
20 Oddor Meanchey																																					
63	Samrong PH	0	0	135	175	310	0	0	3	3	0	0	119	154	279	0	0	13	29	42	0	0	0	0	0	0	0	0	0	0	1	1	2	0	0		
64	Anlong Veng RH	0	0	0	0	0	0	0	0	0	0	0	0	0	0	0	0	0	0	0	0	0	0	0	0	0	0	0	0	0	0	0	0	0			
21 Pailin																																					
65	Pailin PH	0	0	191	253	444	0	0	5	9	0	0	136	178	328	0	0	1	2	3	0	0	2	0	2	0	0	1	0	1	1	1	2	2	2	0	0
22 Preah Vihear																																					
66	16 Makara PH	0	0	142	152	294	0	0	9	8	0	0	140	152	309	2	0	15	14	31	0	0	3	0	3	0	0	3	0	3	1	1	1	1	4	0	0
23 Kep																																					
67	Kep PH	0	0	36	44	80	0	0	0	3	0	0	35	42	80	0	0	0	1	1	0	0	0	0	0	0	0	0	0	0	0	1	0	1	0	0	
24 Mondulakiri																																					
68	Mondulakiri PH	0	0	24	31	55	0	0	0	3	0	0	24	31	58	0	0	5	6	11	0	0	0	0	0	0	0	0	0	0	0	0	0	0	0	0	
25 Ratanakiri																																					
69	Ratanakiri PH	0	0	71	72	143	0	0	1	2	0	0	51	42	96	0	0	1	2	3	0	0	0	0	0	0	0	0	0	0	0	0	0	0	0	0	
TOTAL		3	3	22,636	23,947	46,589	2	0	544	494	52	40	23,839	25,771	50,742	16	10	1,618	1,543	3,187	1	0	125	79	205	0	0	62	44	106	11	10	62	64	147		

Phnom Penh, 19 January 2021
 Seen and Approved
 NCHADS Director

 Dr. Ly Penh Sun

Phnom Penh, 19 January 2021
 Checked by
 Deputy Director

 Dr. Samreth Sovannarith

Phnom Penh, 19 January 2021
 Checked by
 Chief of Technical Bureau

 Dr. Ngauv Bora

Phnom Penh, 19 January 2021
 Prepared by
 Data Management Unit

 Mr. Chea Chamnan