

មជ្ឈមណ្ឌលជាតិប្រយុទ្ធនឹងជំងឺអេដស៍ សើស្បែក និងកាមរោគ

National Center for HIV/AIDS Dermatology and STD

របាយការណ៍ប្រចាំត្រីមាសស្តីពីការព្យាបាលអ្នកជំងឺ HIV/AIDS និង HCV-HIV Co-Infection

Quarterly Report on HIV/AIDS and HCV-HIV Co-Infection

សរុបចំនួនខេត្ត-ក្រុង (Total Provinces/Cities)		25				
សរុបចំនួនសេវាព្យាបាល (Total Pre-ART/ART sites)		71 (Pediatric = 41)				
ឆ្នាំ (Year) 2022		ត្រីមាសទី (Quarter)		4		
ប្រភេទ (Category)		អាយុ (Age)	ភេទ (Sex)		សរុប Total	
			ប្រុស Male	ស្រី Female		
ចំនួនអ្នកជំងឺសកម្មទាំងអស់ ទទួលបានការព្យាបាលរហូត ដល់ចុងត្រីមាសមុន (Number of All active patients at the end of preceding quarter)	អ្នកជំងឺសកម្ម Pre-ART ទាំងអស់ (Active Pre-ART)	0 - 14	1	1	2	
		>14	14	4	18	
	អ្នកជំងឺសកម្ម ART ទាំងអស់ (Active-ART)	0 - 14	775	772	1,547	
		>14	31,634	31,019	62,653	
សរុប Total			32,424	31,796	64,220	
ចំនួនអ្នកជំងឺថ្មីដែលបានចុះឈ្មោះទទួលបានការព្យាបាលក្នុងត្រីមាសនេះ (Number of New patients registered during this quarter)		0 - 14	5	12	17	
		>14	938	278	1,216	
		សរុប Total	943	290	1,233	
ចំនួនអ្នកជំងឺ Pre-ART ដែលបានធ្វើតេស្តរកមេរោគសារឡើងវិញ ក្នុងត្រីមាសនេះ (Number of Pre-ART patients Re-Tested for HIV during this quarter)		0 - 14	0	0	0	
		>14	250	63	313	
		សរុប Total	250	63	313	
ចំនួនអ្នកជំងឺដែលបោះបង់ សេវា ហើយត្រឡប់មកវិញក្នុងត្រី មាសនេះ (Number of Lost to Follow Up patients who return in this quarter)	អ្នកជំងឺ Pre-ART (Pre-ART patients)	0 - 14	0	0	0	
		>14	1	0	1	
	អ្នកជំងឺ ART (ART patients)	0 - 14	10	12	22	
		>14	147	146	293	
សរុប Total			158	158	316	
ចំនួនអ្នកជំងឺដែលចាប់ផ្តើមព្យាបាលដោយឱសថ ARV នៅក្នុងត្រីមាសនេះ (Number of patients newly started ART during this quarter)		0 - 14	5	12	17	
		>14	931	274	1,205	
		សរុប Total	936	286	1,222	
ចំនួនអ្នកជំងឺដែលបានបញ្ជូនចូល នៅក្នុងត្រីមាសនេះ (Number of Patients transferred in during this quarter)		0 - 14	0	5	5	
		>14	163	138	301	
		សរុប Total	163	143	306	
ចំនួនអ្នកជំងឺដែលចាកចេញពី ការព្យាបាល ក្នុងត្រីមាសនេះ (Number of patients who left Care during quarter)	លទ្ធផលតេស្តសារឡើងវិញ អវិជ្ជមាន (HIV Re-Tested Negative)		0 - 14	0	0	0
			>14	0	0	0
	បញ្ជូនចេញ (Transferred Out)		0 - 14	41	34	75
			>14	142	120	262
	លះបង់ការព្យាបាល (Lost to Follow Up)	អ្នកជំងឺ Pre-ART (Pre-ART patients)	0 - 14	1	0	1
		>14	3	2	5	
		អ្នកជំងឺ ART (ART patients)	0 - 14	14	6	20
		>14	340	192	532	
	ស្លាប់ (Died)	អ្នកជំងឺ Pre-ART (Pre-ART patients)	0 - 14	0	0	0
			>14	5	4	9
អ្នកជំងឺ ART (ART patients)		0 - 14	1	3	4	
>14	137	76	213			
សរុបអ្នកជំងឺដែលចាកចេញពីការព្យាបាលទាំងអស់			684	437	1121	

a1

a2

A

B

C

D

E

F

4*

ចំនួនអ្នកជំងឺសកម្មទាំងអស់ ដែលកំពុងទទួលបានការ ព្យាបាលរហូតដល់ចុង ត្រីមាសនេះ (Number of All active patients at the end of this quarter)	អ្នកជំងឺសកម្ម Pre-ART ទាំងអស់ (Active Pre-ART)	0 - 14	0	1	1
		>14	14	2	16
	អ្នកជំងឺសកម្ម ART ទាំងអស់ (Active ART)	0 - 14	734	758	1,492
		>14	32,256	31,189	63,445
សរុប Total			33,004	31,950	64,954

G

ចំនួនអ្នកជំងឺទាំងអស់ដែលទទួលបានការអប់រំអំពីការបង្ការជាវិជ្ជមាន ក្នុងត្រីមាសនេះ (Number of patients receiving education on positive prevention during this quarter)	0 - 14	1	0	1
	>14	27,178	25,621	52,799

ចំនួនអ្នកជំងឺដែលបានពិនិត្យសុខភាពរករោគសញ្ញាជំងឺរបេង ក្នុងត្រីមាសនេះ (Number of patients who have been screened for TB Symptom during this quarter)	0 - 14	មាន (+)	0	0	0
		គ្មាន (-)	378	440	818
	>14	មាន (+)	69	47	116
		គ្មាន (-)	26,749	25,556	52,305

ចំនួនអ្នកជំងឺដែលបានចាប់ផ្តើមព្យាបាលបង្ការដោយ TPT (Started TPT) ក្នុងត្រីមាសនេះ (Total Number of Patients who started IPT during this quarter)	0 - 14	3	6	9
	>14	870	492	1,362

ចំនួនអ្នកជំងឺដែលបានធ្វើរោគវិនិច្ឆ័យថា មានកើតរបេង ក្នុងត្រីមាសនេះ (Number of active patients who diagnosed TB (BK+/-, EP) during this quarter)	0 - 14	2	0	2
	>14	112	56	168

ចំនួនអ្នកជំងឺដែលបានចាប់ផ្តើមព្យាបាលជំងឺរបេង ក្នុងត្រីមាសនេះ (Number of active patients who started TB Treatment during this quarter)	0 - 14	0	0	0
	>14	34	16	50

ចំនួនអ្នកជំងឺរបេង-អេដស៍ ដែលបានចាប់ផ្តើមព្យាបាលដោយ Cotrimoxazole (CPT) នៅក្នុង ត្រីមាសនេះ (Number of TB-HIV patients who Started Cotrimoxazole during this quarter)	0 - 14	8	12	20
	>14	955	409	1,364

ចំនួនស្ត្រីកំពុងព្យាបាល មានផ្ទៃពោះ ក្នុងត្រីមាសនេះ (Number of women on Care got pregnant during this quarter.)	មានផ្ទៃពោះ មុនមកទទួលបានការព្យាបាល	24	24
	កំពុងទទួលបានការព្យាបាល មានផ្ទៃពោះ	87	87

ចំនួនស្ត្រីមានផ្ទៃពោះ ដែលបានរាយការណ៍ថា (Number of pregnan women reported)	រលូត (Spontaneous abortion)	7	7
	រំលូត (Induced abortion)	3	3

ប្រភេទ (Category)	អាយុ (Age)	ភេទ (Sex)		សរុប Total	
		ប្រុស Male	ស្រី Female		
ចំនួនអ្នកជំងឺដែលបានធ្វើ Anti-HCV Test ក្នុងត្រីមាសនេះ (Number of Patients tested for Anti-HCV during this quarter)	វិជ្ជមាន (Positive)	0 - 14	0	0	0
		> 14	0	4	4
	អវិជ្ជមាន (Negative)	0 - 14	0	0	0
		> 14	146	42	188
ចំនួនអ្នកជំងឺដែលបានធ្វើ HCV Viral Load (Baseline) ក្នុងត្រីមាសនេះ (Number of Patients tested for HCV Viral Load during this quarter)	មានលទ្ធផល Undetectable	0 - 14	0	0	0
		> 14	3	4	7
	មានលទ្ធផល Detectable	0 - 14	0	0	0
		> 14	4	1	5
	រង់ចាំលទ្ធផល	0 - 14	0	0	0
		> 14	0	1	1
សរុប			7	6	13
ចំនួនអ្នកជំងឺដែលបានចាប់ផ្តើមទទួលការព្យាបាល HCV ក្នុងត្រីមាសនេះ (Number of Patients Start HCV Treatment during this quarter)	ចាប់ផ្តើមព្យាបាលថ្មី	0 - 14	0	0	0
		> 14	6	1	7
	ចាប់ផ្តើមព្យាបាលបន្ទាប់ពីហាជ័យ	0 - 14	0	0	0
		> 14	0	0	0
ចំនួនអ្នកជំងឺដែលបានបញ្ចប់ការព្យាបាល HCV ក្នុងត្រីមាសនេះ (Number of Patients Completed HCV Treatment during this quarter)		0 - 14	0	0	0
		> 14	10	4	14
ចំនួនអ្នកជំងឺដែលបានធ្វើ HCV Viral Load ក្រោយពេលបញ្ចប់ការព្យាបាល ១២សប្តាហ៍ (SVR-12) (Number of patient tested for HCV Viral Load after 12 weeks of completed treatment)	មានលទ្ធផល Undetectable	0 - 14	0	0	0
		> 14	0	0	0
	មានលទ្ធផល Detectable	0 - 14	0	0	0
		> 14	0	0	0
	រង់ចាំលទ្ធផល	0 - 14	0	0	0
		> 14	0	0	0
សរុប			0	0	0

Phnom Penh, 30 January 2023

Seen and Approved

NCHADS Director

Dr. Ouk Vichea

Phnom Penh, 30 January 2023

Checked by

Deputy Director

Dr. Samreth Sovannarith

Phnom Penh, 30 January 2023

Prepared by

Data Management Officer

Head of Technical Bureau

Dr. Kim Bunna


Mr. Chea Chamnan

Quarterly Report on HIV/AIDS and HCV-HIV Co-Infection, Quarter 4-2022

Provinces and Cities ART Services	Number of all active patients at the end of Preceding Quarter									New Patients Registered during this Quarter					Number of Pre-ART patients Re-Tested for HIV						Patients Lost FU and Return in this quarter								Patients Newly Start ART during this quarter									
	Pre-ART Patients				ART Patients					Total	0 - 14		> 14			Total	0 - 14		> 14				Total	Pre-ART Patients				ART Patients				Total	0 - 14		> 14			Total
	0 - 14		> 14		0 - 14		> 14				0 - 14		> 14				0 - 14		> 14		0 - 14			> 14		0 - 14		> 14										
	B	G	M	F	B	G	M	F	Total	B	G	M	F	Total	B	G	M	F	Total	B	G	M	F	Total	B	G	M	F	Total	B	G	M	F	Total	B	G	M	F
1 Banteay Meanchey																																						
1 Serei Sopon RH	0	0	0	0	12	11	720	627	1,370	0	0	12	6	18	0	0	0	0	0	0	0	0	0	0	0	0	2	1	3	0	0	12	6	18				
2 Mongkul Borey PH	0	0	0	0	9	6	472	467	954	0	0	12	7	19	0	0	0	0	0	0	0	0	0	0	0	1	0	1	0	0	12	7	19					
3 Poipet RH	0	0	0	0	11	5	538	652	1,206	0	0	12	4	16	0	0	0	0	0	0	0	0	0	0	0	2	3	5	0	0	12	4	16					
4 Thmor Puok RH	0	0	0	0	0	0	139	161	300	0	0	1	1	2	0	0	0	0	0	0	0	0	0	0	0	0	0	0	0	0	0	1	1	2				
5 Preah Netr Preah RH	0	0	0	0	0	0	62	90	152	0	0	2	2	4	0	0	0	0	0	0	0	0	0	0	0	0	0	0	0	0	0	2	2	4				
2 Battambang																																						
6 Moung Russey RH	0	0	0	0	6	5	310	357	678	0	0	4	2	6	0	0	4	2	6	0	0	0	0	0	0	0	3	3	0	0	4	2	6					
7 Battambang PH	0	0	0	0	60	45	1,545	1,488	3,138	0	0	28	13	41	0	0	28	12	40	0	0	0	0	0	0	1	10	15	26	0	0	28	13	41				
8 RS Military Hospital	0	0	0	0	0	0	120	92	212	0	0	0	0	0	0	0	0	0	0	0	0	0	0	0	0	0	0	0	0	0	0	0	0	0				
9 Thmor Kol RH	0	0	0	0	0	0	392	441	833	0	0	3	5	8	0	0	3	5	8	0	0	0	0	0	0	0	2	2	4	0	0	3	5	8				
10 Sampov Loun RH	0	0	0	0	9	7	228	304	548	0	0	6	4	10	0	0	0	0	0	0	0	0	0	0	0	1	3	3	7	0	0	6	4	10				
11 Roka RH	0	0	0	0	15	15	100	136	266	0	0	1	0	1	0	0	1	0	1	0	0	0	0	0	0	1	1	2	0	0	1	0	1					
3 Kampong Cham																																						
12 Kampong Cham PH	0	0	0	0	19	33	996	1,053	2,101	1	0	17	6	24	0	0	0	0	0	0	0	0	0	0	2	4	3	9	1	0	17	6	24					
13 Choeng Prey RH	0	0	0	0	0	0	244	289	533	0	0	1	4	5	0	0	0	0	0	0	0	0	0	0	0	0	0	0	0	0	1	3	4					
14 Chamkar Leu RH	0	0	0	0	0	0	90	110	200	0	0	3	1	4	0	0	0	0	0	0	0	0	0	0	1	1	2	0	0	3	1	4						
15 Srey Santhor RH	0	0	0	0	0	0	90	122	212	0	0	1	1	2	0	0	0	0	0	0	0	0	0	0	0	0	1	1	0	0	1	1	2					
16 Batheay RH	0	0	0	0	0	0	25	16	41	0	0	5	0	5	0	0	0	0	0	0	0	0	0	0	0	0	0	0	0	0	5	0	5					
4 Tbaung Khmum																																						
17 Memut RH	0	0	0	0	4	4	156	180	344	0	0	10	4	14	0	0	0	0	0	0	0	0	0	0	0	1	0	1	0	0	10	4	14					
18 Tbaung Khmum RH	0	0	0	0	7	10	551	593	1,161	0	0	16	6	22	0	0	0	0	0	0	0	0	0	0	0	3	4	7	0	0	16	6	22					
5 Kampong Chhnang																																						
19 Kampong Chhnang PH	0	0	0	0	14	20	382	425	841	0	0	13	6	19	0	0	0	0	0	0	0	0	0	0	2	5	6	13	0	0	13	6	19					
20 Kampong Tralach RH	0	0	0	0	0	0	41	30	71	0	0	2	0	2	0	0	0	0	0	0	0	0	0	0	0	0	0	0	0	2	0	2						
6 Kampong Speu																																						
21 Kampong Speu PH	0	0	0	0	87	79	454	495	1,115	0	1	18	1	20	0	0	0	0	0	0	0	0	0	1	0	9	6	16	0	1	17	1	19					
22 Oudong RH	0	0	0	0	0	0	146	174	320	0	0	5	3	8	0	0	0	0	0	0	0	0	0	0	0	1	1	2	0	0	5	3	8					
23 Kong Pisey RH	0	0	3	1	0	0	151	182	337	0	0	1	1	2	0	0	0	0	0	0	0	0	0	0	0	0	0	0	0	0	0	0	0	0				
7 Kampong Thom																																						
24 Kampong Thom PH	0	0	0	0	10	11	363	393	777	0	0	11	4	15	0	0	11	4	15	0	0	0	0	0	0	0	1	1	0	0	11	4	15					
25 Baray Santhuk RH	0	0	0	0	0	0	134	166	300	0	0	5	2	7	0	0	5	2	7	0	0	0	0	0	0	0	1	1	0	0	5	2	7					
26 Stong RH	0	0	0	0	0	0	16	31	47	0	0	0	0	0	0	0	0	0	0	0	0	0	0	0	0	0	0	0	0	0	0	0	0	0				


Provinces and Cities ART Services	Number of all active patients at the end of Preceding Quarter									New Patients Registered during this Quarter					Number of Pre-ART patients Re-Tested for HIV					Patients Lost FU and Return in this quarter										Patients Newly Start ART during this quarter						
	Pre-ART Patients					ART Patients				Total	0 - 14				Total	0 - 14				Total	Pre-ART Patients					ART Patients					Total	0 - 14				Total
	0 - 14		> 14			0 - 14		> 14			B	G	M	F	B	G	M	F	B	G	M	F	B	G	M	F	B	G	M	F						
	B	G	M	F	B	G	M	F	B																							G	M	F	B	G
	16 Preah Sihanouk																																			
57	Sihanouk PH	0	0	0	0	19	10	977	984	1,990	0	0	51	10	61	0	0	0	0	0	0	0	0	0	0	0	25	10	35	0	0	50	8	58		
17 Stung Treng																																				
58	Stung Treng PH	0	0	0	0	11	9	186	199	405	0	0	3	2	5	0	0	0	0	0	0	0	0	0	0	0	1	2	3	0	0	3	2	5		
18 Svay Rieng																																				
59	Svay Rieng PH	0	0	0	0	20	21	523	659	1,223	0	1	6	5	12	0	0	0	1	1	0	0	0	0	0	1	0	2	3	0	1	5	5	11		
60	Romeas Hek RH	0	0	0	0	1	2	90	106	199	0	0	2	1	3	0	0	0	0	0	0	0	0	0	0	0	0	0	0	0	0	2	1	3		
19 Takeo																																				
61	Daunkeo PH	0	0	1	0	30	39	632	779	1,481	0	1	18	7	26	0	0	0	0	0	0	0	0	0	0	0	1	3	4	0	1	19	7	27		
62	Ang Roka RH	0	0	0	0	1	1	200	232	434	0	0	3	0	3	0	0	0	0	0	0	0	0	0	0	0	2	1	3	0	0	3	0	3		
63	Kirivong RH	0	0	0	0	2	3	223	291	519	0	0	7	2	9	0	0	0	0	0	0	0	0	0	0	0	0	0	0	0	0	7	2	9		
64	Prey Kabas RH	0	0	0	0	0	0	112	155	267	0	0	2	4	6	0	0	0	0	0	0	0	0	0	0	0	1	1	1	0	0	2	4	6		
20 Oddor Meanchey																																				
65	Samraong PH	0	0	0	0	7	7	155	195	364	0	1	5	6	12	0	0	0	0	0	0	0	0	0	0	0	1	2	3	0	1	5	6	12		
66	Anlong Veng RH	0	0	0	0	5	9	95	110	219	0	0	0	1	1	0	0	0	0	0	0	0	0	0	0	0	0	2	2	0	0	0	1	1		
21 Pailin																																				
67	Pailin PH	0	0	0	0	4	11	165	218	398	0	0	6	3	9	0	0	0	0	0	0	0	0	0	0	0	1	1	2	0	0	6	3	9		
22 Preah Vihear																																				
68	18 Makara PH	0	0	0	0	7	8	165	167	347	0	0	4	4	8	0	0	0	0	0	0	0	0	0	0	1	0	4	5	0	0	4	4	8		
23 Kep																																				
69	Kep PH	0	0	0	0	0	3	44	51	98	0	0	1	0	1	0	0	1	0	1	0	0	0	0	0	0	0	1	1	0	0	1	0	1		
24 Mondulokiri																																				
70	Mondulokiri PH	0	0	0	0	0	3	29	36	68	0	0	1	1	2	0	0	0	0	0	0	0	0	0	0	0	1	1	1	0	0	1	1	2		
25 Ratanakiri																																				
71	Ratanakiri PH	0	0	0	0	4	6	118	120	248	0	0	3	2	5	0	0	0	0	0	0	0	0	0	0	0	0	1	1	0	0	3	2	5		
TOTAL		1	1	14	4	775	772	31,634	31,019	64,220	5	12	938	278	1,233	0	0	250	63	313	0	0	1	0	10	12	147	146	316	5	12	931	274	1,222		


* The number of patients reported in these sites might be shown differently from previous quarterly report due to the transition to the new database system.

Phnom Penh, 30 January 2023
 Seen and Approved
 NCHADS Director

 Dr. Ouk Vichea

Phnom Penh, 30 January 2023
 Checked by
 Deputy Director

 Dr. Samreth Sovannarith

Phnom Penh, 30 January 2023
 Checked by
 Head of Technical Bureau

 Dr. Kim Bunna

Phnom Penh, 30 January 2023
 Prepared by
 Data Management Officer

 Mr. Chea Chamnan


Quarterly Report on HIV/AIDS and HCV-HIV Co-Infection, Quarter 4-2022


Patients Transferred In during this quarter					Patients who Left Care during this Quarter																				Number of all active patients at the end of this Quarter																										
0 - 14		> 14			Total	HIV Re-Tested NEGATIVE				Patients Transferd Out				Lost to Follow Up								Died								Total	Active Pre-ART Patients				Active ART Patients				Total												
0 - 14		> 14				0 - 14		> 14		0 - 14		> 14		Pre-ART Patients				ART Patients				Pre-ART Patients				ART Patients					0 - 14		> 14		0 - 14		> 14														
B	G	M	F	B		G	M	F	B	G	M	F	B	G	M	F	B	G	M	F	B	G	M	F	B	G	M	F	B		G	M	F	B	G	M	F	B		G	M	F	B	G	M	F					
B	G	M	F	B		G	M	F	B	G	M	F	B	G	M	F	B	G	M	F	B	G	M	F	B	G	M	F	B		G	M	F	B	G	M	F	B		G	M	F	B	G	M	F	B	G	M	F	B
0	1	3	4	8	0	0	0	0	0	0	7	1	0	0	0	0	0	0	0	0	0	0	0	0	4	0	12	0	0	0	0	12	12	726	637	1,387															
0	0	1	0	1	0	0	0	0	0	0	4	3	0	0	0	0	0	0	1	1	0	0	0	0	5	3	17	0	0	0	0	9	6	476	467	958															
0	0	5	5	10	0	0	0	0	0	1	2	0	0	0	0	0	0	7	7	0	0	0	0	2	0	19	0	0	0	0	11	4	546	657	1,218																
0	0	1	0	1	0	0	0	0	0	0	0	0	0	0	0	0	0	2	0	0	0	0	0	2	1	5	0	0	0	0	0	0	137	161	298																
0	0	0	0	0	0	0	0	0	0	0	1	4	0	0	0	0	0	1	0	0	0	0	0	0	1	7	0	0	0	0	0	0	62	87	149																
0	0	1	3	4	0	0	0	0	0	0	0	2	0	0	0	0	0	1	4	0	0	0	0	0	0	7	0	0	0	0	6	5	314	359	684																
0	0	9	7	16	0	0	0	0	8	2	3	4	0	0	0	0	1	0	35	16	0	0	0	5	3	77	0	0	0	0	51	44	1,549	1,500	3,144																
0	0	0	0	0	0	0	0	0	0	0	0	0	0	0	0	0	0	0	0	0	0	0	0	0	0	0	0	0	0	0	0	120	92	212																	
0	0	1	4	5	0	0	0	0	0	0	1	5	0	0	0	0	0	4	3	0	0	0	0	2	3	18	0	0	0	0	0	391	441	832																	
0	0	2	3	5	0	0	0	0	1	0	3	1	0	0	0	0	0	1	0	0	0	0	0	5	0	11	0	0	0	0	8	8	230	313	559																
0	0	1	0	1	0	0	0	0	0	0	0	0	0	0	0	0	0	1	0	0	0	0	0	0	0	1	0	0	0	0	15	15	102	137	269																
0	0	3	2	5	0	0	0	0	0	0	5	4	0	0	0	0	0	4	4	0	0	0	0	6	1	24	0	0	0	0	20	35	1,005	1,055	2,115																
0	0	2	0	2	0	0	0	0	0	0	0	4	0	0	0	0	0	0	3	0	0	0	1	1	10	0	0	0	0	0	0	246	284	530																	
0	0	1	1	2	0	0	0	0	0	0	1	1	0	0	0	0	0	0	0	0	0	0	0	0	0	2	0	0	0	0	0	94	112	206																	
0	0	0	0	0	0	0	0	0	0	0	1	1	0	0	0	0	0	0	0	0	0	0	0	1	0	3	0	0	0	0	0	89	123	212																	
0	0	1	2	3	0	0	0	0	0	0	1	1	0	0	0	0	0	1	0	0	0	0	0	1	0	4	0	0	0	0	0	28	17	45																	
0	0	2	3	5	0	0	0	0	0	1	0	0	0	0	0	0	0	0	0	0	0	0	0	0	0	1	0	0	0	0	4	3	169	187	363																
0	0	4	2	6	0	0	0	0	2	1	3	0	0	0	0	0	1	6	0	0	0	0	0	4	1	18	0	0	0	0	5	8	561	604	1,178																
0	0	4	4	8	0	0	0	0	1	4	3	7	0	0	0	0	0	5	3	0	0	0	0	3	3	29	0	0	0	0	13	18	393	428	852																
0	0	1	0	1	0	0	0	0	0	0	0	0	0	0	0	0	0	0	0	0	0	0	0	1	1	1	0	0	0	0	0	44	29	73																	
0	0	2	4	6	0	0	0	0	7	2	2	2	0	0	0	0	2	0	7	10	0	0	0	6	2	40	0	0	1	0	79	78	467	492	1,117																
0	0	0	0	0	0	0	0	0	0	0	0	0	0	0	0	0	0	1	1	0	0	0	0	0	0	2	0	0	0	0	0	151	177	328																	
0	0	1	2	0	0	0	0	0	0	0	0	0	0	0	0	0	0	0	0	0	0	0	0	1	1	1	0	0	0	1	0	156	184	341																	
0	0	0	3	3	0	0	0	0	0	0	1	2	0	0	0	0	0	4	5	0	0	0	0	1	3	16	0	0	0	0	10	11	368	391	780																
0	0	1	0	1	0	0	0	0	0	0	0	0	0	0	0	0	0	0	0	0	0	0	0	1	1	1	0	0	0	0	0	140	168	308																	
0	0	2	2	4	0	0	0	0	0	0	0	0	0	0	0	0	0	1	0	0	0	0	0	0	0	1	0	0	0	0	0	17	33	50																	

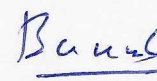
4


Patients Transferred In during this quarter					Patients who Left Care during this Quarter																				Number of all active patients at the end of this Quarter														
0 - 14		> 14			Total	HIV Re-Tested NEGATIVE				Patients Transferd Out				Lost to Follow Up								Died								Total	Active Pre-ART Patients				Active ART Patients				Total
0 - 14		> 14				0 - 14		> 14		Pre-ART Patients				ART Patients				Pre-ART Patients				ART Patients				0 - 14		> 14			0 - 14		> 14						
B	G	M	F	B		G	M	F	B	G	M	F	B	G	M	F	B	G	M	F	B	G	M	F	B	G	M	F	B		G	M	F						
0	0	4	3	7		0	0	0	0	0	0	2	4	0	0	0	0	1	1	5	5	0	0	0	0	0	0	4	2		24	0	0	0	0	26	28	436	
0	0	3	6	9	0	0	0	0	0	2	1	1	0	0	0	0	0	0	2	2	0	0	0	0	0	0	4	2	14	0	0	1	0	9	15	545	633	1,203	
0	0	6	5	11	0	0	0	0	7	6	1	4	0	0	0	0	3	0	12	8	0	0	0	0	0	1	1	43	0	0	2	0	31	21	911	1,005	1,970		
0	0	0	1	1	0	0	0	0	0	0	0	0	0	0	0	0	0	0	1	0	0	0	0	0	0	1	1	3	0	0	0	0	10	6	197	258	471		
0	0	1	1	2	0	0	0	0	0	0	1	1	0	0	0	0	0	0	0	1	0	0	0	0	0	1	1	5	0	0	0	0	0	0	84	141	225		
0	0	2	1	3	0	0	0	0	0	0	1	2	0	0	0	0	0	0	3	2	0	0	0	0	0	4	1	13	0	0	0	0	4	9	321	366	700		
0	0	1	1	2	0	0	0	0	0	0	0	0	0	0	0	0	0	0	0	0	0	0	0	0	0	0	0	0	0	0	0	0	5	3	132	168	308		
0	0	0	0	0	0	0	0	0	0	0	0	3	0	0	0	0	0	0	0	1	0	0	1	0	0	1	1	7	0	0	0	0	6	8	290	313	617		
0	0	4	2	6	0	0	0	0	0	0	3	1	0	0	0	0	0	0	27	11	0	0	0	0	0	7	2	51	0	0	0	0	12	18	1,859	1,438	3,327		
0	0	0	1	1	0	0	0	0	0	0	0	1	0	0	0	0	0	0	3	2	0	0	0	0	0	2	1	9	0	0	0	0	0	0	765	783	1,548		
0	0	5	1	6	0	0	0	0	0	0	2	3	0	0	3	1	0	0	15	7	0	0	0	0	0	7	4	42	0	0	2	0	0	1,893	1,520	3,415			
0	3	6	1	10	0	0	0	0	5	1	4	1	1	0	0	0	5	2	3	9	0	0	0	0	1	1	0	33	0	1	0	0	157	141	272	229	800		
0	0	0	1	1	0	0	0	0	0	0	4	2	0	0	0	0	0	0	9	11	0	0	0	0	0	0	0	26	0	0	4	0	0	1,568	1,845	3,417			
0	0	1	1	2	0	0	0	0	0	0	0	0	0	0	0	0	0	0	4	2	0	0	0	0	0	4	1	11	0	0	0	0	0	620	570	1,190			
0	0	2	3	5	0	0	0	0	0	0	2	2	0	0	0	0	0	0	16	10	0	0	0	0	1	1	0	32	0	0	0	0	8	7	1,140	1,167	2,322		
0	0	6	0	0	0	0	0	0	0	0	9	0	0	0	0	1	0	0	65	10	0	0	0	0	0	2	2	89	0	0	0	0	2	6	2,430	498	2,936		
0	0	5	1	6	0	0	0	0	0	0	3	1	0	0	0	0	0	0	0	0	0	0	0	0	1	2	7	0	0	0	0	0	0	389	334	723			
0	0	10	9	19	0	0	0	0	0	0	0	0	0	0	0	0	0	8	5	0	0	1	0	0	0	5	1	20	0	0	0	0	0	553	481	1,034			
0	0	4	9	13	0	0	0	0	0	0	4	4	0	0	0	0	0	3	1	0	0	0	0	0	0	2	1	15	0	0	2	0	0	455	338	795			
0	0	6	3	9	0	0	0	0	0	0	3	1	0	0	0	0	0	8	6	0	0	0	1	0	0	1	0	20	0	0	0	0	0	706	560	1,266			
0	0	0	0	0	0	0	0	0	0	0	0	0	0	0	0	0	0	1	2	0	0	0	0	0	0	4	1	8	0	0	0	0	23	26	542	833	1,424		
0	0	3	0	3	0	0	0	0	1	0	5	0	0	0	0	0	0	0	1	1	0	0	0	0	0	3	2	13	0	0	0	0	12	8	499	562	1,081		
0	0	2	0	2	0	0	0	0	0	0	0	0	0	0	0	0	0	1	1	0	0	0	0	0	0	1	3	3	0	0	0	0	11	8	106	149	274		
0	0	0	2	2	0	0	0	0	0	2	6	9	0	0	0	0	0	13	4	0	0	0	0	0	3	0	37	0	0	0	0	16	11	517	546	1,090			
0	0	2	1	3	0	0	0	0	0	0	1	1	0	0	0	0	0	2	0	0	0	0	0	0	0	0	4	0	0	0	0	0	0	101	95	196			
0	0	0	0	0	0	0	0	0	0	0	0	0	0	0	0	0	0	3	2	0	0	0	0	0	1	1	7	0	0	0	0	0	0	73	81	154			
0	0	10	11	21	0	0	0	0	0	0	24	14	0	0	0	0	0	26	7	0	0	1	0	0	0	9	2	83	0	0	2	1	0	0	2,023	1,727	3,753		
0	0	0	0	0	0	0	0	0	5	4	0	0	0	0	0	0	2	2	0	0	0	0	0	1	0	0	14	0	0	0	0	52	67	0	0	119			
0	0	2	2	4	0	0	0	0	0	0	1	0	0	0	0	0	0	0	0	0	0	0	0	0	1	0	2	0	0	0	0	0	0	293	356	649			
0	0	2	0	2	0	0	0	0	0	0	0	0	0	0	0	0	0	1	0	0	0	0	0	0	0	1	2	0	0	0	0	0	0	144	148	292			

Patients Transferred In during this quarter					Patients who Left Care during this Quarter																				Number of all active patients at the end of this Quarter														
0 - 14		> 14			Total	HIV Re-Tested NEGATIVE				Patients Transferd Out				Lost to Follow Up								Died								Total	Active Pre-ART Patients				Active ART Patients				Total
0 - 14		> 14				0 - 14		> 14		Pre-ART Patients				ART Patients				Pre-ART Patients				ART Patients				0 - 14		> 14			0 - 14		> 14						
B	G	M	F	B		G	M	F	B	G	M	F	B	G	M	F	B	G	M	F	B	G	M	F	B	G	M	F	B		G	M	F						
0	0	10	2	12		0	0	0	0	2	1	11	10	0	0	0	0	0	0	8	7	0	0	1	2	0	0	4	8		54	0	0	0	0	17	9	1,039	
0	0	4	2	6	0	0	0	0	0	0	1	1	0	0	0	0	0	0	1	1	0	0	0	0	0	0	0	3	7	0	0	0	0	11	9	189	203	412	
0	0	1	1	2	0	0	0	0	0	0	3	1	0	0	0	0	0	0	2	0	0	0	1	0	0	0	2	10	0	0	0	0	19	23	524	664	1,230		
0	0	2	2	0	0	0	0	0	0	0	0	1	0	0	0	0	0	0	1	0	0	0	0	0	0	0	2	1	5	0	0	0	0	1	2	91	107	201	
0	1	2	2	5	0	0	0	0	0	0	2	0	0	0	0	0	0	0	4	3	0	0	0	0	0	0	3	4	16	0	0	0	0	30	41	645	784	1,500	
0	0	0	3	3	0	0	0	0	0	0	4	5	0	0	0	0	0	0	0	3	0	0	0	0	0	0	2	1	15	0	0	0	0	1	1	199	227	428	
0	0	1	0	1	0	0	0	0	0	0	0	0	0	0	0	0	0	0	1	2	0	0	0	0	0	0	2	0	5	0	0	0	0	2	3	228	291	524	
0	0	1	1	2	0	0	0	0	0	0	0	0	0	0	0	0	0	0	4	2	0	0	0	0	0	0	0	1	7	0	0	0	0	0	0	111	158	269	
0	0	1	1	2	0	0	0	0	0	0	2	2	0	0	0	0	0	0	0	1	0	0	0	0	0	0	1	6	0	0	0	0	7	8	160	200	375		
0	0	2	2	4	0	0	0	0	0	3	1	1	0	0	0	0	0	0	2	2	0	0	0	0	0	0	1	10	0	0	0	0	5	6	93	112	216		
0	0	1	2	3	0	0	0	0	2	3	0	0	0	0	0	0	0	0	0	0	0	0	0	0	0	0	1	2	8	0	0	0	0	2	8	172	222	404	
0	0	1	1	2	0	0	0	0	0	1	0	0	0	0	0	0	0	0	1	2	0	0	0	0	0	0	1	5	0	0	0	0	8	7	168	174	357		
0	0	0	0	0	0	0	0	0	0	0	0	0	0	0	0	0	0	0	0	0	0	0	0	0	0	0	0	0	0	0	0	0	0	3	45	52	100		
0	0	0	1	1	0	0	0	0	0	0	2	1	0	0	0	0	0	0	2	0	0	0	0	0	0	0	0	5	0	0	0	0	0	3	26	38	67		
0	0	2	1	3	0	0	0	0	0	0	1	1	0	0	0	0	0	0	1	1	0	0	0	0	0	0	0	4	0	0	0	0	4	6	121	122	253		
0	5	163	138	306	0	0	0	0	41	34	142	120	1	0	3	2	14	6	340	192	0	0	5	4	1	3	137	76	1121	0	1	14	2	734	758	32,256	31,189	64,954	

Phnom Penh, 30 January 2023
 Seen and Approved
 NCHADS Director

 Dr. Ouk Vichea

Phnom Penh, 30 January 2023
 Checked by
 Deputy Director

 Dr. Samreth Sovannarith

Phnom Penh, 30 January 2023
 Checked by
 Head of Technical Bureau

 Dr. Kim Bunna

Phnom Penh, 30 January 2023
 Prepared by
 Data Management Officer

 Mr. Chea Chamnan


Quarterly Report on Positive Prevention, TB-HIV and Pregnancy Women, Quarter 4-2022


Provinces and Cities ART Services	Number of Patients Receiving education on Positive Prevention during this Quarter					Number of patients screened for TB Symptoms during this Quarter								Number of patients started TPT during this Quarter				Number of patients Diagnosed TB (BK+/-, EP) during this Quarter				Number of patients Started TB Treatment during this quarter				Number of TB-HIV patients Started Cotrimoxazole during this quarter				Number of women on Care got pregnant during this Quarter		Number of Pregnant women reported:					
	0 - 14		> 14			0 - 14				> 14				0 - 14		> 14		0 - 14		> 14		0 - 14		> 14		Got pregnant before getting treatment	Got pregnant during treatment	Spontaneous abortion	Induced abortion								
			(+) (-)		(+) (-)		(+) (-)		Total		Total		Total		Total		Total		Total		Total																
	B	G	M	F	Total	B	G	B	G	M	F	M	F	Total	B	G	M	F	Total	B	G	M	F	Total	B	G	M	F	Total								
1 Banteay Meanchey																																					
1	Sereh Sophon RH	0	0	504	448	952	0	0	9	10	0	0	500	445	964	0	0	10	6	16	0	0	0	0	0	0	0	0	0	0	0	0	0	0	11	9	20
2	Mongkul Borey PH	0	0	282	245	527	0	0	0	1	0	1	156	146	304	0	0	1	0	1	0	0	0	0	0	0	0	0	0	0	0	0	0	4	0	4	
3	Poipet RH	0	0	460	553	1,013	0	0	11	3	0	0	460	553	1,027	1	0	0	0	1	0	0	1	3	4	0	0	1	2	3	0	0	5	2	7		
4	Thmor Puok RH	0	0	120	130	250	0	0	0	0	0	0	117	123	240	0	0	1	0	1	0	0	4	0	4	0	0	1	0	1	0	0	2	2	4		
5	Preah Net Preah RH	0	0	52	73	125	0	0	0	0	0	0	48	69	117	0	0	0	0	0	0	0	0	0	0	0	0	0	0	0	0	0	7	7	14		
2 Battambang																																					
6	Moung Russey RH	0	0	279	315	594	0	0	6	5	0	0	279	315	605	0	0	6	4	10	0	0	0	0	0	0	0	0	0	0	0	0	5	3	8		
7	Battambang PH	0	0	1,339	1,268	2,607	0	0	57	44	2	0	1,145	1,130	2,378	0	1	37	15	53	0	0	5	1	6	0	0	3	1	4	0	1	15	17	33		
8	R5 Military Hospital	0	0	119	92	211	0	0	0	0	0	0	0	0	0	0	0	0	0	0	0	0	0	0	0	0	0	0	0	0	0	0	0	0	0		
9	Thmor Kol RH	0	0	337	381	718	0	0	0	1	0	0	328	373	702	0	0	2	4	6	0	0	1	0	1	0	0	1	0	1	0	0	4	7	11		
10	Sampov Loun RH	0	0	230	313	543	0	0	0	4	0	1	230	312	547	0	1	6	10	17	0	0	0	0	0	0	0	0	0	0	0	1	5	8	14		
11	Roka RH	0	0	102	137	239	0	0	14	15	1	0	101	136	267	0	0	1	0	1	0	0	1	0	1	0	0	1	0	1	0	0	4	4	8		
3 Kampong Cham																																					
12	Kampong Cham PH	0	0	898	968	1,866	0	0	19	34	1	0	872	940	1,866	1	1	48	30	80	0	0	2	2	4	0	0	0	0	0	1	1	10	8	20		
13	Choeng Prey RH	0	0	226	253	479	0	0	0	0	0	0	156	182	338	0	0	13	5	18	0	0	0	2	2	0	0	0	2	2	0	0	4	5	9		
14	Chamkar Leu RH	0	0	82	70	132	0	0	0	0	0	0	82	70	132	0	0	0	1	1	0	0	0	0	0	0	0	0	0	0	0	0	5	0	5		
15	Srey Santhor RH	0	0	89	123	212	0	0	0	0	0	0	89	123	212	0	0	0	1	1	0	0	0	0	0	0	0	0	0	0	0	0	3	0	3		
16	Batheay RH	0	0	28	17	45	0	0	0	0	0	0	28	17	45	0	0	4	1	5	0	0	0	0	0	0	0	0	0	0	0	0	0	0	0		
4 Tbaung Khmum																																					
17	Memut RH	0	0	130	150	280	0	0	3	3	0	1	128	147	282	0	0	3	2	5	0	0	0	0	0	0	0	0	0	0	0	0	11	5	16		
18	Tbaung Khmum RH	0	0	535	578	1,113	0	0	0	2	0	0	533	576	1,111	0	0	4	1	0	0	0	0	1	0	0	0	0	1	1	0	0	20	10	30		
5 Kampong Chhnang																																					
19	Kampong Chhnang PH	0	0	338	363	701	0	0	13	18	0	0	338	363	732	0	0	10	6	16	0	0	1	0	1	0	0	1	0	0	0	28	15	43			
20	Kampong Tralach RH	0	0	40	25	65	0	0	0	0	0	0	40	25	65	0	0	1	1	2	0	0	0	0	0	0	0	0	0	0	0	0	0	0	0		
6 Kampong Speu																																					
21	Kampong Speu PH	0	0	466	491	957	0	0	0	1	0	0	464	489	954	0	0	0	0	0	0	0	0	0	0	0	0	0	0	0	0	13	0	13			
22	Oudong RH	0	0	119	136	255	0	0	0	0	1	0	117	136	254	0	0	0	0	0	0	0	0	0	0	0	0	0	0	0	0	5	2	7			
23	Kong Pisey RH	0	0	154	182	336	0	0	0	0	1	0	129	163	293	0	0	13	18	31	0	0	0	0	0	0	0	0	0	0	0	2	2	4			
7 Kampong Thom																																					
24	Kampong Thom PH	0	0	354	372	726	0	0	5	4	2	0	352	371	734	0	0	0	0	0	0	0	2	0	2	0	0	2	0	2	1	0	17	11	29		
25	Baray Santhuk RH	0	0	109	133	242	0	0	0	0	0	0	85	101	186	0	0	0	1	1	0	0	2	0	2	0	0	1	0	1	0	0	14	11	25		
26	Stong RH	0	0	17	33	50	0	0	0	0	0	0	17	33	50	0	0	0	0	0	0	0	0	0	0	0	0	0	0	0	0	0	0	0			


Provinces and Cities ART Services	Number of Patients Receiving education on Positive Prevention during this Quarter					Number of patients screened for TB Symptoms during this Quarter						Number of patients started TPT during this Quarter					Number of patients Diagnosed TB (BK+/-, EP) during this Quarter					Number of patients Started TB Treatment during this quarter					Number of TB-HIV patients Started Cotrimoxazole during this quarter					Number of women on Care got pregnant during this Quarter		Number of Pregnant women reported:	
	0 - 14		> 14			0 - 14			> 14			0 - 14		> 14			0 - 14		> 14			0 - 14		> 14			Got pregnant before getting treatment	Got pregnant during treatment	Spontaneous abortion	Induced abortion					
	B	G	M	F	Total	(+)	(-)	Total	(+)	(-)	Total	B	G	M	F	Total	B	G	M	F	Total	B	G	M	F	Total									
	B	G	M	F	Total	B	G	M	F	Total	B	G	M	F	Total	B	G	M	F	Total	B	G	M	F	Total	B	G	M	F	Total					
16 Preah Sihanouk																																			
57	Sihanouk PH	0	0	790	680	1,470	0	0	2	2	1	3	759	650	1,417	0	0	1	3	4	0	0	0	1	1	0	0	0	1	1	0	0	63	16	79
17 Stung Treng																																			
58	Stung Treng PH	0	0	158	162	320	0	0	0	0	0	0	135	142	277	0	0	2	0	2	0	0	1	0	1	0	0	1	0	0	5	0	5		
18 Svay Rieng																																			
59	Svay Rieng PH	0	0	524	660	1,184	0	0	19	23	1	1	516	651	1,211	0	0	1	2	3	1	0	11	5	17	0	0	2	1	3	0	1	80	18	99
60	Romeas Hek RH	0	0	91	107	198	0	0	1	2	0	1	87	100	191	0	0	14	14	28	0	0	0	0	0	0	0	0	0	1	0	33	37	71	
19 Takeo																																			
61	Daunkeo PH	0	0	588	678	1,266	0	0	28	39	0	0	550	629	1,246	0	0	10	4	14	0	0	0	1	1	0	0	0	0	0	0	1	17	9	27
62	Ang Roka RH	0	0	199	227	426	0	0	1	1	0	0	172	208	382	0	0	0	0	0	0	0	0	0	0	0	0	0	0	0	0	3	0	3	
63	Kirivong RH	0	0	190	250	440	0	0	2	3	0	0	190	250	445	0	0	50	61	111	0	0	1	0	1	0	0	1	0	1	0	10	5	15	
64	Prey Kabas RH	0	0	92	129	221	0	0	0	0	0	0	92	128	220	0	0	0	0	0	0	0	0	0	0	0	0	0	0	0	0	0	0	0	
20 Oddor Meanchey																																			
65	Samraong PH	0	0	159	197	356	0	0	0	1	0	0	149	181	331	0	0	1	1	2	0	0	0	0	0	0	0	0	0	0	0	0	8	12	20
66	Anlong Veng RH	0	0	92	111	203	0	0	4	6	0	0	87	104	201	0	0	0	0	0	0	0	1	0	1	0	0	0	0	0	0	0	0	0	0
21 Pailin																																			
67	Pailin PH	0	0	101	137	238	0	0	0	6	0	0	101	137	244	0	1	0	0	1	0	0	0	1	1	0	0	0	0	0	0	0	0	3	3
22 Preah Vihear																																			
68	16 Makara PH	0	0	166	170	336	0	0	6	3	0	0	160	165	334	0	0	0	0	0	0	0	0	0	0	0	0	0	0	0	0	7	6	13	
23 Kep																																			
69	Kep PH	0	0	43	52	95	0	0	0	0	0	0	31	37	68	0	0	8	3	11	0	0	0	0	0	0	0	0	0	0	0	2	0	2	
24 Mondulkiri																																			
70	Mondulkiri PH	0	0	26	38	64	0	0	0	3	0	0	26	38	67	0	0	0	1	1	0	0	0	0	0	0	0	0	0	0	0	0	0	0	
25 Ratanakiri																																			
71	Ratanakiri PH	0	0	118	117	235	0	0	0	2	0	1	118	115	236	0	0	0	0	0	0	0	0	0	0	0	0	0	0	0	0	0	0	0	0
TOTAL		1	0	27,178	25,621	52,800	0	0	378	440	69	47	26,749	25,556	53,239	3	6	870	492	1,371	2	0	112	56	170	0	0	34	16	50	8	12	955	409	1384

Phnom Penh, 30 January 2023
 Seen and Approved
 NCHADS Director

 Dr. Ouk Vichea

Phnom Penh, 30 January 2023
 Checked by
 Deputy Director

 Dr. Samreth Sovannarith

Phnom Penh, 30 January 2023
 Checked by
 Head of Technical Bureau

 Dr. Kim Bunna

Phnom Penh, 30 January 2023
 Prepared by
 Data Management Unit

 Mr. Chea Chamnan

