

National Center of HIV/AIDS, Dermatology and STD STI report from Health Centers

(BASED ON SYNDROMIC APPROACH)

Quarter1 2023



		Month 1	Month 2	Month 3
Total number of visits for male patients		175	172	151
Total number of visits for female patients		1154	1227	1185
Total number of visits for partners who were notified and treated.	Male	128	107	95
	Female	403	402	384


		Age group			Total
Syndrome	<15	15-49	≥ 50		
Men (new cases)					
Urethral discharge	23	273	40	336	
Genital Ulcer	0	89	6	95	
Genital warts	0	10	0	10	

Women (new cases)					
Vaginal discharge					
<i>Vaginitis</i>	27	1524	197	1748	
<i>Vaginitis + cervicitis</i>	25	1354	124	1503	
Pelvic Inflammatory Disease (PID)	0	225	22	247	
Genital ulcer	0	11	1	12	
Genital warts	0	7	0	7	
Total of new cases (women)	52	3121	344	3517	

	Month 1	Month 2	Month 3
Total number of STI/RTI patients referred to VCCT	137	99	89
Total number of STI/RTI patients referred to ANC services	18	13	9
Total number of STI/RTI patients referred to Family Planning (FP) services	43	9	6

Phnom Penh, 23 May 2023

Approved by
NCHADS Director



Dr. Ouk Vichea

Seen by
NCHADS Deputy Director

Dr. Samreth Sovannarith

Reviewed by
Head of DMU

Dr. Kaeoun Chetra

Checked by STI-RTI Unit

Dr. Lon Say Heng

NOTE: OD: Operational District STI: Sexually Transmitted Infections RTI: Reproductive Tract Infections
VCCT: Voluntary Confidential Counseling and Testing ANC: Antenatal care FP: Family Planning

National Center of HIV/AIDS, Dermatology and STD
Report STI/RTI total of Laboratory
Quarter1 2023



Endocervical smear	<i>Total number</i>	<i>WBC < 10</i>	<i>WBC 10-25</i>	<i>WBC > 25</i>
	49	29	0	20
		<i>GNID** (-)</i>	<i>GNID** (+)</i>	<i>If performed by Gram Stain</i>
	0	0		
Urethral smear	<i>Total number</i>	<i>WBC < 5</i>	<i>WBC ≥ 5</i>	
	12	0	12	<i>If performed by Methylene Blue</i>
		<i>ICD* (-)</i>	<i>ICD* (+)</i>	
		2	10	<i>If performed by Gram Stain</i>
		<i>GNID** (-)</i>	<i>GNID** (+)</i>	
2	10			
Anal smear	<i>Total number</i>	<i>WBC < 5</i>	<i>WBC ≥ 5</i>	
	0	0	0	
Vaginal smear Wet preparation	<i>Total number</i>	<i>Trichomonas vaginalis</i>		
		(-)	(+)	
	33	19	14	
		<i>Budding yeast/hyphae</i>		
		(-)	(+)	
		9	24	
		<i>Clue cells</i>		
(-)		(+)		
15	18			
Vaginal smear Gram stain	<i>Total number</i>	<i>BV</i>		
		<i>Nugent score: 0-3</i>	<i>Nugent score 4-6</i>	<i>Nugent score ≥ 7</i>
	48	0	20	28
		<i>Budding yeast/hyphae</i>		
		(-)	(+)	
	0	0		
Vaginal smear pH (vaginal)	<i>Total number</i>	<i>≤ 4.5</i>	<i>> 4.5</i>	
	0	0	0	
Vaginal smear Whiff test or Amine test	<i>Total number</i>	(-)	(+)	
	0	0	0	


*The Laboratory's report number compiled from Family Health Clinic=34,

• ICD : Intra-cellular Diplococci , ** GNID : Gram Negative Intracellular Diplococci

RPR test	Total number	Qualitative	
		RPR (-)	RPR (+)
	948	171	777
TPHA/TPPA	Total number	(-)	(+)
		2420	1903

Phnom Penh, 23 May 2023

Approved by
NCHADS Director




Dr. Ouk Vichea

Seen by
NCHADS Deputy Director



Dr. Samreth Sovannarith

Reviewed by
Head of DMU



Dr. Kaeoun Chetra

Checked by STI-RTI Unit



Dr. Lon Say Heng

**National Center of HIV/AIDS, Dermatology and STD
STI report from all Family Health Clinics
Quarter1 2023**

		Month 1	Month 2	Month 3
Total number of visits for male patients	Total Male	737	684	663
	Total MSM	566	466	401
Total number of visits for low risk female patients		2360	1975	2011
Total number of first visits for non-brothel entertainment workers (NBEW)		321	343	277
Total number of follow up visits for non-brothel entertainment workers (NBEW)		111	97	82

Patients referred to other services

	Month 1	Month 2	Month 3
Total number of patients referred to VCCT	89	54	69
Total number of patients referred to OI/ART services (PLHA)	1	0	3
Total number of patients referred to ANC services	20	9	7
Total number of patients referred to Family Planning (FP) services	6	10	12

Patients referred from other services

	Month 1	Month 2	Month 3
Total number of patients referred from VCCT	179	148	138
Total number of patients referred from OI/ART services	122	125	126
Total number of patients referred from ANC services	93	79	90
Total number of patients referred from Family Planning services	4	11	5

* -Family Health Clinic =32 clinics
-Non Government: RHAC=14 clinics, MEC=1clinic,

NOTE

EWs: Entertainment Workers: Karaoke, Massage parlors, beer garden, beer promotion, freelance sex workers ...

MSM: Men who have sex with men

VCCT: Voluntary Confidential Counseling and Testing

ANC: Antenatal Care

FP: Family

Men (new cases)									
	Syndrome	Age group						Total	
		<15		15-49		≥ 50			
		Men	MSM	Men	MSM	Men	MSM	Men	MSM
	Urethral discharge	1	0	771	340	47	1	819	341
	Anal discharge	0	0	4	1	0	6	4	7
	Ano-Genital Ulcers	0	0	340	128	21	4	361	132
	Ano-Genital warts	0	0	103	23	2	1	105	24
	Scrotum swelling	0	0	11	3	1	0	12	3
	Inguinal bubo (LGV)	0	0	19	15	1	0	20	15
	Syphilis (RPR+)	0	0	159	239	7	1	166	240
	Total new cases men	1	0	1407	749	79	13	1487	762

Low risk women (new cases)					
	Syndrome	Age group			Total
		<15	15-49	≥ 50	
	Vaginal discharge				
	<i>Vaginitis</i>	0	298	19	317
	<i>cervicitis</i>	17	2491	120	2628
	<i>Vaginitis + cervicitis</i>	1	1402	53	1456
	Pelvic Inflammatory Disease (PID)	0	29	0	29
	Ano-Genital ulcers	0	286	14	300
	Ano-Genital warts	9	57	1	67
	Syphilis (RPR+)	3	281	10	294
	subtotal	30	4844	217	5091


Entertainments Worker(EWs)					
		Age group			Total
		<15	15-49	≥ 50	
First visit	Vaginal discharge				
	<i>Vaginitis</i>	56	106	0	162
	<i>cervicitis</i>	56	269	574	899
	<i>Vaginitis + cervicitis</i>	0	413	5	418
	Pelvic Inflammatory Disease (PID)	0	8	0	8
	Ano-Genital ulcers	0	11	8	19
	Ano-Genital warts	0	31	1	32
	Syphilis (based on RPR +)	0	299	17	316
	Subtotal new cases first visit	112	1137	605	1854
	Follow up visit	Vaginal discharge			
<i>Vaginitis</i>		0	37	0	37
<i>cervicitis</i>		0	78	1	79
<i>Vaginitis + cervicitis</i>		0	97	1	98
Pelvic Inflammatory Disease (PID)		0	4	0	4
Ano-Genital ulcers		0	8	0	8
Ano-Genital warts		0	13	0	13
Subtotal new cases FU		0	237	2	239

EWs : Entertainment Workers: Karaoke, Massage parlors, beer garden, beer promotion, freelance sex workers,

		By age group			TOTAL
		<15	15-49	>50	
Syphilis screening test for pregnant women					
Number of pregnant women who were tested by RPR qualitative		0	289	0	273
	Number of RPR test (+)	0	280	0	280
Number of pregnant with RPR (+) who were treated for syphilis		0	295	0	295
Number of pregnant women with syphilis infection who were tested by RPR quantitative (titre)		0	205	0	205
	Number of pregnant women who were tested by RPR – titre - baseline	0	186	0	186
	Number of pregnant women who were tested by RPR – titre – follow-up	0	38	0	38
Number of partner(s) of pregnant women who were treated for syphilis		0	253	0	253


Phnom Penh, 23 May 2023

Approved by
NCHADS Director



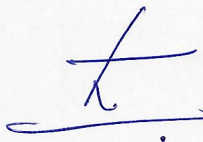
Dr. Ouk Vichea

Seen by
NCHADS Deputy Director




Dr. Samreth Sovannarith

Reviewed by
Head of DMU



Dr. Kaeoun Chetra

Checked by STI-RTI Unit



Dr. Lon Say Heng

Note: Data not available from RHAC.

EWs : Entertainment Workers: Karaoke, Massage parlors, beer garden, beer promotion, freelance sex workers,
DSS : Direct Sex Workers (brothel based)