



National Center for HIV/AIDS, Dermatology and STDs (NCHADS)

**របាយការណ៍ប្រចាំត្រីមាស
ស្តីពីការគ្រប់គ្រងករណីអេដស៍សកម្ម
ប្រចាំត្រីមាសទី ២ ឆ្នាំ ២០២៣**

**B-IACM Quarterly Report,
Q2, 2023**

I. Introduction:

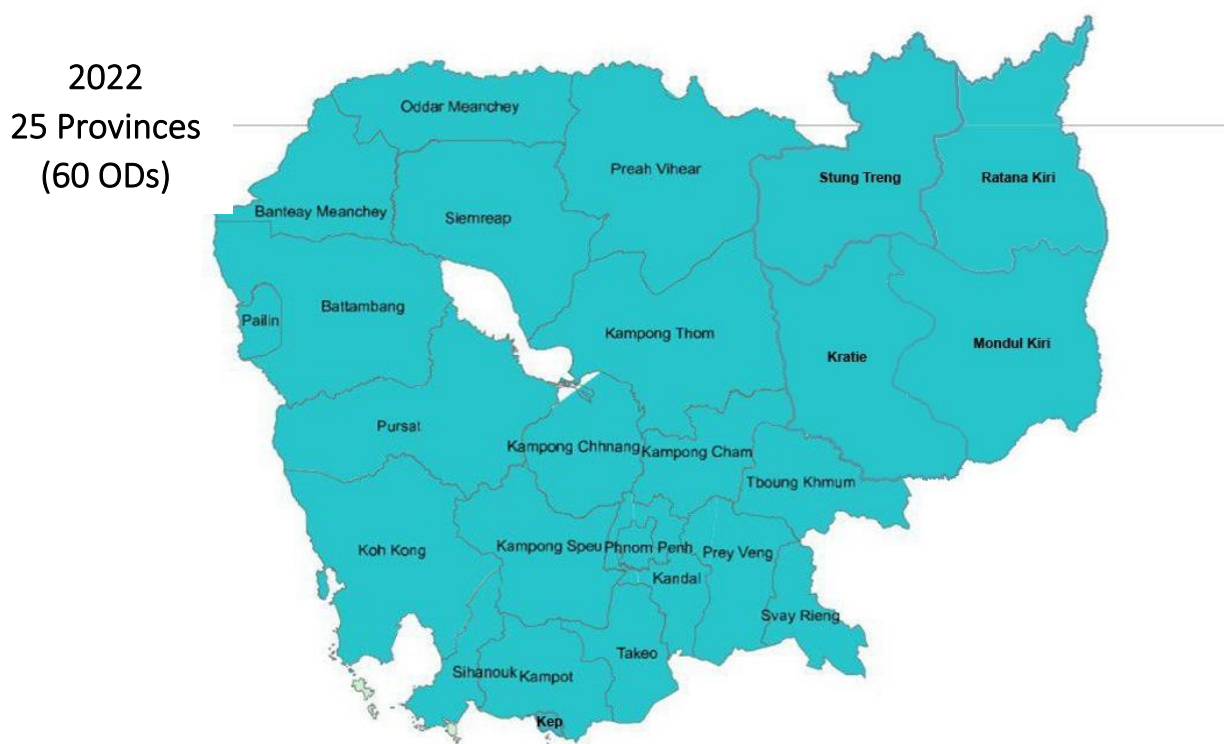
Boosted Integrated Active Case Management, (B-IACM) has been a cornerstone strategy for the national HIV program. With the objective of B-IACM to leverage existing strategies and approaches for case detection, immediate ART enrolment and retention in HIV care to achieve the global 95-95-95 targets by 2025.

B-IACM was initiated in 2014 in Siem Reap and Battambang provinces and scaled up to 25 provinces (60 operational districts) by June, 2022.

The Group of Champion (GoC), has play very important role in coordinating and networking for implementation of Boosted Integrated Active Case Management. (B-IACM) As the member of GoC, the Case Management Coordinator (CMC) and Case Management Assistant (CMA), have actively work in routine for collecting data and record in database.

II. B-IACM Coverage.

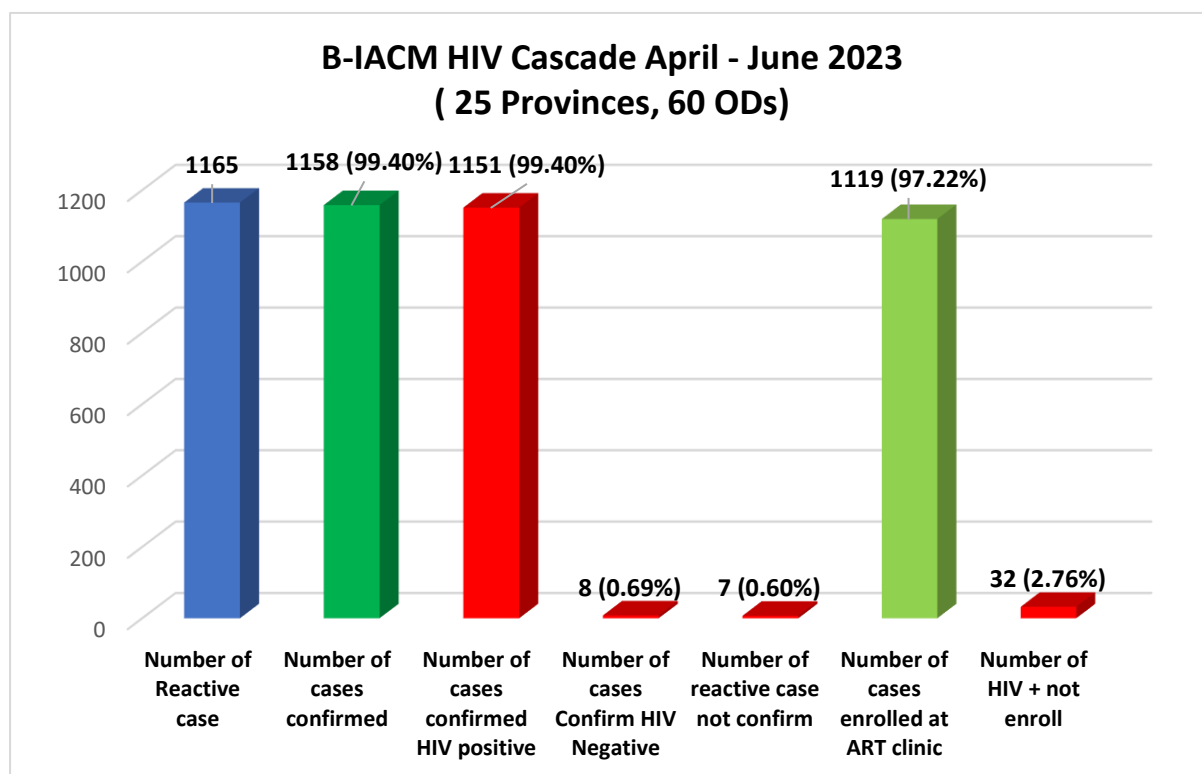
The B-IACM coverage is in 25 provinces (60 ODs)



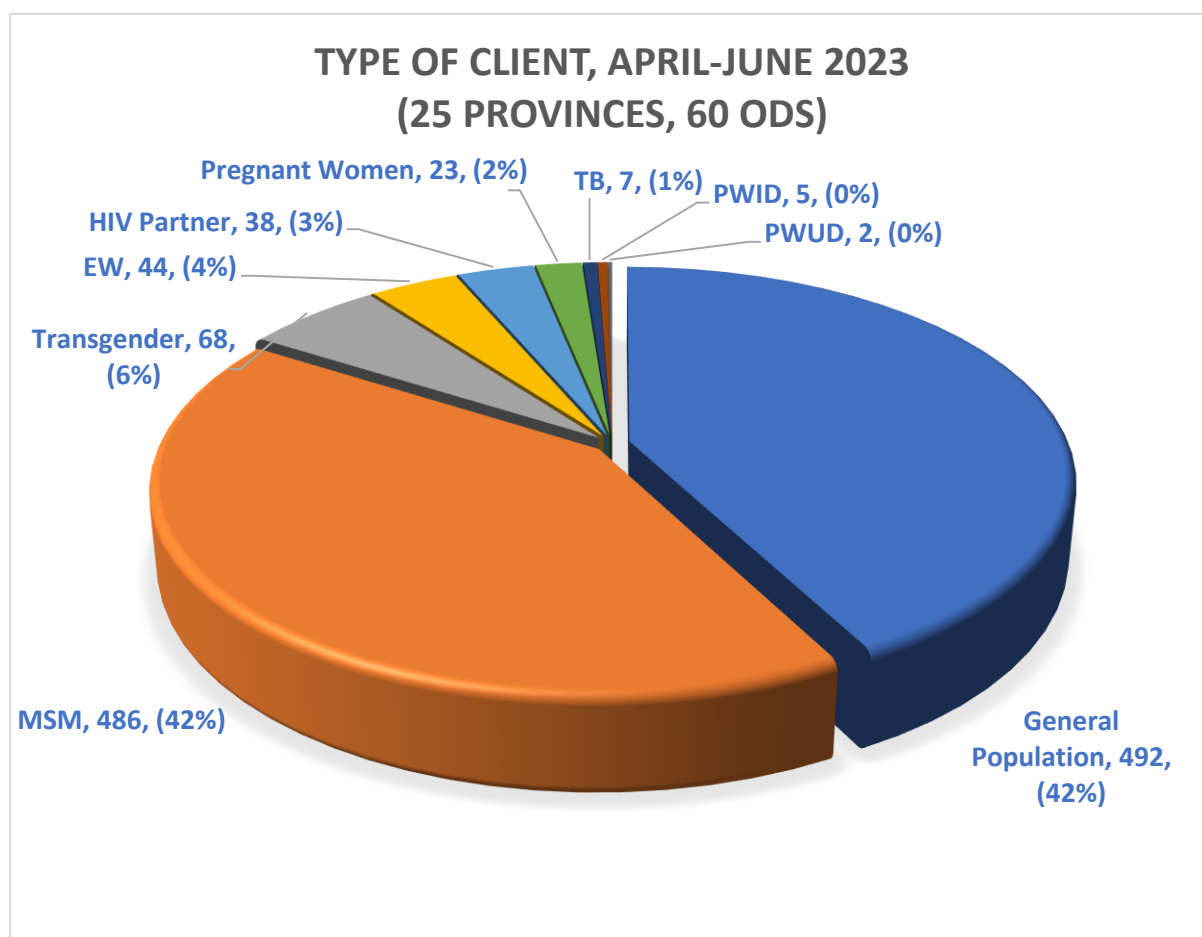
III. Program Achievement.

The B-IACM HIV cascade of quarter 2 from April to June, 2023. Based on data send by CMCs, (Case Management Coordinator) and CMAs, (Case Management Assistant) from 25 provinces (60 ODs), There were **1165** of new HIV cases detected (new reactive cases) during this quarterly report covering period from **April to June 2023**. Among those reactive cases **1165**, there were

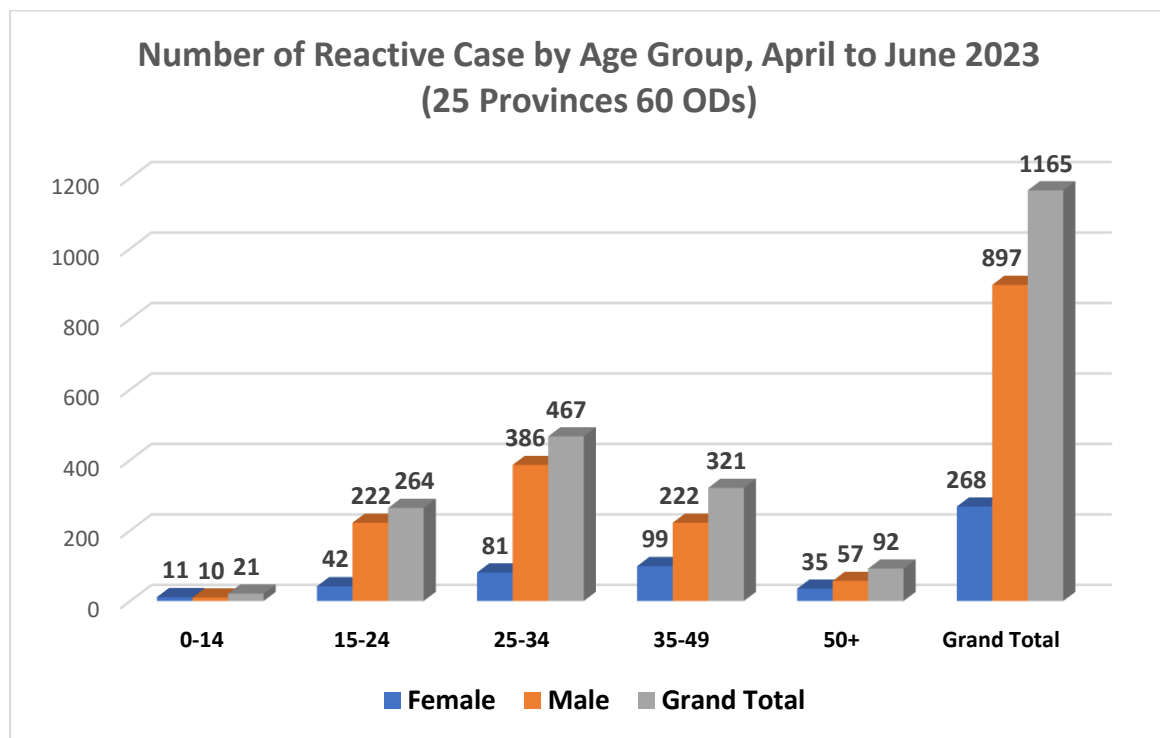
1158 (99.40%) cases have come for the confirmatory test with positive result at VCCT were 1151 (99.40%) and there were 1119 (97.92 %) HIV patients have enrolled at ART services.



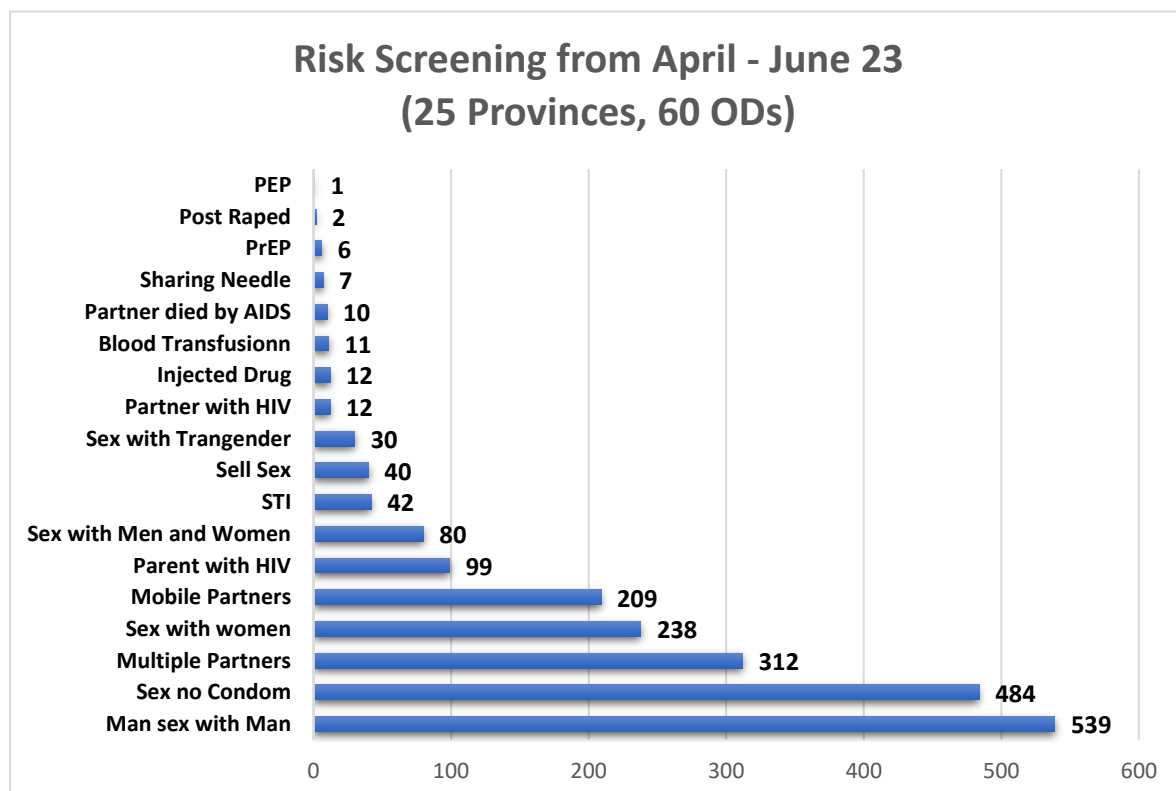
The chart below is the Reactive Cases classified by Client Type. The among of 1165 with a reactive result, of 42% (N=492) were a general population, follow by MSM is 42% (N= 486), TG: 6% (N= 68), Entertainment Worker: 4% (N= 44), HIV partners: 3% (N= 38), Pregnant Woman: 2% (N=23), TB patient: 1% (N= 7) , PWUP: 0% (N= 5) and PWID 0% (N=2).



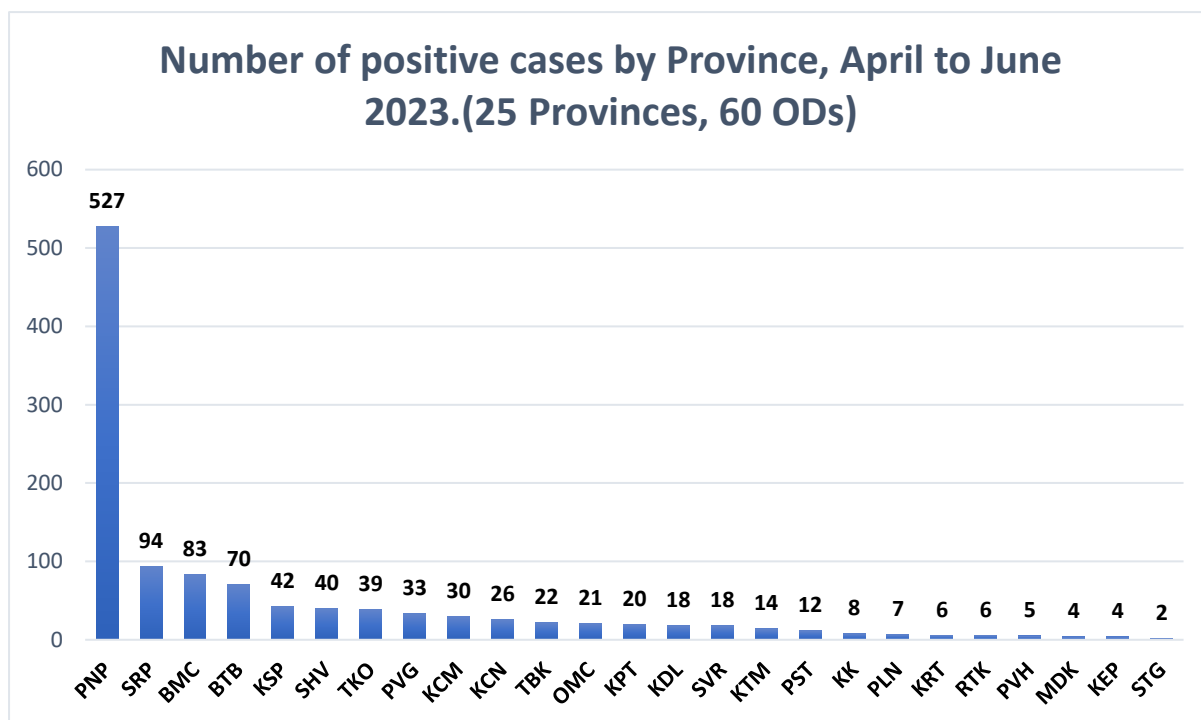
The chart below shows the number of HIV Reactive Case classified by age group , from less than <15, and 15-24, 25-34, 35-49 and 50 plus. Data from April– June 2023 in 25 provinces. (60 ODs).



With Among the Risk Screening of reactive group, we found that clients have experienced with risk behavior was for Man who have sex with Man (MSM), followed by who sex not using condom, Multiple partners, Having sex with womom and Mobile partners, Experienced sex with man and women, partners have HIV, Sex with Men and Women and STIs, were among the top risks of behaviour with putting them to HIV infection.



The chart shows the number of HIV positive cases by province of among the 25 provinces,(60 ODs) from April to June 2023. Phnom Penh is the highest number of HIV positive cases, following by Siem Reap, Banteay Meanchey, Battambang, Kampong Speu , Sihanouk Ville, and Takeo, ..etc. and Stung Treng has 2 HIV positive case in this quarter.



Workshop/Trainings:

In this quarter, B-IACM had conducted 02 Training workshops on “VL Testing algorithm, BDS and tool to ANC and Maternity staff ” for “Point-of-care for HIV viral load for pregnant and breastfeeding women and exposed infants using GeneXpert ” in the following provinces:

- 26 June, 2023, Kampong Cham Province, Training workshops on “VL Testing algorithm, BDS and tool to ANC and Maternity staff ” The participants of PASP, CMC,CMA, ART Clinician, Maternity and Lab staff(80 Pats) From 10 Provinces: BMC, BTB, KSP, PLN, SHV, RTK, SRP, STG, TKO and TBK.

- 29 June, 2023. Takeo Province. Training workshops on “VL Testing algorithm, BDS and tool to ANC and Maternity staff ” The participants of PASP, CMC,CMA, ART Clinician, Maternity and Lab staff(80 Pats). From 10 Provinces: KCM, KCN, KPT, KTM, KDL, KK, KRT, PVG, PST and SRG.

IV. Challenges.

Although all activities have been implemented and achieved in this quarter, some issues have hampered the implementation of this strategy, including

- The B-IACM has been scaling up covering the national wide in 25 provinces to 60 ODs, but GFATM grant 2021-2023 did not approved for B-IACM/P4R activities which this impact for implementation B-IACM activities especially GoC meeting at ODs and provincial level for effectively coordinating and monitoring on B-IACM Implementation.

- Computers are very important for database and data entry. Some of the OD sites, the computers are old which it run slow and do not well support with new version of B-IACM Database and there are not available computers in the new sites,

Next Plan.

The B-IACM Team will be ongoing to provide technical support as indicated in the following:

- Ongoing provide technical support to selected ODs especially new sites and sites with low performance.
- Provide technical support and coordination work with Group of Champion (GoC) for effectively coordinating on B-IACM Implementation and Monitoring and Coaching for ACM & CQI Interlink.
- Conduct the Refresher training on B-IACM database and tool .
- Conduct B-IACM annual network meeting

Date 04 August 2023

Seen and Approved


Checked by

Verified by

Prepared by



Dr. Ouk Vichea
Director of NCHADS



Dr. Kim Bunna
Head of Technical Bureau



Dr. Kaeoun Chetra
Deputy Head Technical of Bureau



Mr.KONG Udom
B-IACM National Coordinator

National Center for HIV/AIDS,
Dermatology and STD

របាយការណ៍ប្រចាំត្រីមាស ស្តីពីការគ្រប់គ្រងករណីអេដស៍សកម្ម

Quarter:		2	Year:				2023	
Nº	Province	OD Name	Indicators					
			Number of Reactive case	Number of cases confirmed HIV positive	Number of cases Confirm HIV Negative	Number of reactive case not confirm	Number of cases enrolled at ART clinic	Number of HIV + not enroll
1	Battambang	Battambang	46	42	3	1	38	4
2		Sangke	4	4	0	0	4	0
3		Moung Russey	1	1	0	0	1	0
4		Thmor Kol	13	13	0	0	13	0
5		Sampov Loun	10	10	0	0	10	0
		Total	74	70	3	1	66	4
6	Kampong Cham	Kampong Cham	21	21	0	0	21	0
7		Choeung Prey	4	4	0	0	4	0
8		Chamka Leu	2	2	0	0	2	0
9		Srey Santhor	2	2	0	0	2	0
10		Batheay	1	1	0	0	1	0
		Total	30	30	0	0	30	0
11	Pailin	Pailin	7	7	0	0	7	0
	Total	7	7	0	0	7	0	
12	Siem Reap	Siem Reap&AKC	79	79	0	0	79	0
13		South Nikom	11	11	0	1	11	0
14		Kralanh	4	4	0	0	4	0
		Total	94	94	0	1	94	0
15	Oddor Meanchey	Samrong	8	8	0	0	8	0
16		Anlong Veng	13	13	0	0	13	0
		Total	21	21	0	0	21	0
17		Chaktomok	211	211	0	0	200	11
18		Pursenchey	35	35	0	0	35	0

19	Phnom Penh	Mekong	171	164	2	5	160	4
20		Dangkor	51	51	0	0	51	0
21		Bassac	66	66	0	0	66	0
		Total	534	527	2	5	512	15
22	Banteaymeanchey	Mongkul borey	47	47	0	0	46	1
23		Poi Pet	26	25	1	0	24	1
24		Thmor Pouk	8	8	0	0	8	0
25		Phrehnet Phreah	3	3	0	0	3	0
		Total	84	83	1	0	81	2
26	Pursat	Sampov Meas	12	12	0	0	12	0
27		Bakan	0	0	0	0	0	0
28		Phnom Kravanh	0	0	0	0	0	0
		Total	12	12	0	0	12	0
29	Sihanouk Ville	Sihanouk	41	40	1	0	39	1
		Total	41	40	1	0	39	1
30	Kampong Thom	Kampong Thom	10	10	0	0	10	0
31		Baray	4	4	0	0	4	0
		Total	14	14	0	0	14	0
32	Kampong Speu	Kampong Speu	30	30	0	0	30	0
33		Kong Pisey	6	6	0	0	5	1
34		Odong	6	6	0	0	6	0
		Total	42	42	0	0	41	1
35	Kampot	Kampot	14	14	0	0	14	0
36		Kampong Trach	6	6	0	0	6	0
		Total	20	20	0	0	20	0
37	Takeo	Daunkeo	24	24	0	0	21	3
38		Kirivong	7	7	0	0	7	0
39		Angrokar	5	5	0	0	5	0
40		Preykabas	3	3	0	0	2	1
		Total	39	39	0	0	35	4
41	Koh Kong	Smach Mean Chey	4	4	0	0	3	1
42		Sre Ambel	4	4	0	0	3	1
		Total	8	8	0	0	6	2
43	Kandal	Kien Svay	1	1	0	0	1	0
44		Koh Thom	2	2	0	0	2	0
45		Chey Chumneah	15	15	0	0	15	0
		Total	18	18	0	0	18	0
46		Kg Chhnang	24	23	1	0	23	0


47	Kampong Chhnang	Kg Tralach	3	3	0	0	3	0
		Total	27	26	1	0	26	0
48	Preah Vihear	Tbeng Meanchey	5	5	0	0	5	0
		Total	5	5	0	0	5	0
49	Svay Rieng	Svay Rieng	16	16	0	0	13	3
50		RomeasHek	2	2	0	0	2	0
		Total	18	18	0	0	15	3
51	Tbong Khmum	Suang	14	14	0	0	14	0
52		Memut	8	8	0	0	8	0
		Total	22	22	0	0	22	0
53	Prey Veng	Prey Veng	15	15	0	0	15	0
54		Pea Reang	5	5	0	0	5	0
55		Peam Ror	13	13	0	0	13	0
		Total	33	33	0	0	33	0
56	Kep	Kep	4	4	0	0	4	0
		Total	4	4	0	0	4	0
57	Kratie	Kratie	6	6	0	0	6	0
		Total	6	6	0	0	6	0
58	Stung Treng	Stung Treng	2	2	0	0	2	0
		Total	2	2	0	0	2	0
59	Mondulkiri	Sen Monorom	4	4	0	0	4	0
		Total	4	4	0	0	4	0
60	Ratanakiri	Ban Lung	6	6	0	0	6	0
		Total	6	6	0	0	6	0
		Total	1165	1151	8	7	1119	32
				98.80 %	0.69 %	0.60 %	97.22 %	2.78 %

Phnom Penh 28 July, 2023

Seen and Approved by:
NCHADS Director


Dr. Ouk Vichea

Checked by:
Head of Technical Bureau



Dr. Kim Bunna

Verified by:
Deputy Head of Technical Bureau



Dr. Kaoeun Chetra

Prepared by:
B-IACM Team



Mr. LY Sokny