

មជ្ឈមណ្ឌលជាតិប្រយុទ្ធនឹងជំងឺអេដស៍ សើស្បែក និងកាមរោគ

National Center for HIV/AIDS, Dermatology and STD

របាយការណ៍ស្តីពីការជូនដំណឹង និងស្វែងរកដៃគូអ្នកជំងឺ ដើម្បីធ្វើតេស្តរកមេរោគអេដស៍

Facility Partner Notification Tracing and Testing (PNTT) Report

សរុបចំនួនខេត្ត-ក្រុង (Total Provinces/Cities)	25		
សរុបចំនួនសេវាព្យាបាល (Total Pre-ART/ART sites)	74		
ឆ្នាំ (Year)	2024	ត្រីមាសទី (Quarter)	Q2-Apr to Jun

របាយការណ៍សរុបនៃការស្រាវជ្រាវរកកត្តាប្រឈមរបស់អ្នកជំងឺតម្រុយ
(Risk Screening summary of index client)

កត្តាប្រឈម (Risk Behavior)	ករណីថ្មី (new cases)			ករណីតាមដានបន្ត (follow up cases)		
	ធ្លាប់ (Ever)	៦ខែ (6M)	មិនធ្លាប់ (No)	ធ្លាប់ (Ever)	៦ខែ (6M)	មិនធ្លាប់ (No)
ធ្លាប់រួមភេទជាមួយបុគ្គលដែលគេដឹងថាមានផ្ទុកមេរោគអេដស៍ (Had sex with a known HIV+ person)	111	17	1,130	59	12	385
(សម្រាប់បុរស) ធ្លាប់រួមភេទជាមួយស្ត្រី (For man) Had sex with Woman	484	28	746	184	16	256
(សម្រាប់បុរស) ធ្លាប់រួមភេទជាមួយបុរស (For man) Had sex with Man	855	61	342	229	17	210
(សម្រាប់បុរស) ធ្លាប់រួមភេទជាមួយក្រុមប្លែងភេទ (For man) Had sex with a TG parter	28	10	1,220	4	3	449
ធ្លាប់រួមភេទជាមួយមនុស្សលើសពី៤នាក់ (Had sex with >4 individuals)	314	23	921	55	1	400
ធ្លាប់ចាក់ថ្នាំញៀន (Used injection drugs)	41	2	1,215	6	0	450
ធ្លាប់ប្រើម្ជុលស៊ីរាំងរួមគ្នា (Reused medical needles with others)	18	1	1,238	3	0	453
ទទួលបានប្រាក់សម្រាប់ការរួមភេទ (Received money for sex)	63	9	1,186	11	0	445
បានផ្តល់ប្រាក់សម្រាប់ការរួមភេទ (Give money for sex)	69	3	1,186	18	0	438
ធ្លាប់ធ្វើចល័តទៅរកការងារ (ក្នុង ឬក្រៅប្រទេស) (Migrated for work (in or out of country)	393	25	840	107	20	329

របាយការណ៍សរុបនៃ អ្នកជំងឺតម្រុយ
(Summary of index client)

សូចនាករ (Indicators)	ករណីថ្មី (new cases)			ករណីតាមដានបន្ត (follow up cases)		
	បុរស (M)	ស្ត្រី (F)	សរុប (Total)	បុរស (M)	ស្ត្រី (F)	សរុប (Total)
ចំនួនអ្នកជំងឺតម្រុយ (>១៤ ឆ្នាំ) ដែលបានចុះឈ្មោះទទួលការព្យាបាលក្នុងត្រីមាសនេះ (Number of New Index Clients (>14 yrs) who are Register in ART Service in this Quarter)	1,010	259	1,269	289	169	458
ចំនួនអ្នកជំងឺតម្រុយ ដែលបានផ្តល់សេវាតាមរកដៃគូ (Number of Index Clients who are offered partner notification service)	1,003	255	1,258	287	168	455
ចំនួនអ្នកជំងឺតម្រុយ ដែលយល់ព្រមទទួលយកសេវាតាមរកដៃគូ (Number of Index Clients who accept partner notification service)	792	239	1,031	266	162	428

របាយការណ៍សរុបនៃដៃគូរបស់អ្នកជំងឺតម្រុយ

(Summary of index clients Partners)

សូចនាករ (Indicators)		ករណីថ្មី (new cases)			ករណីតាមដានបន្ត (follow up cases)		
		ប្រុស (M)	ស្រី (F)	សរុប (Total)	ប្រុស (M)	ស្រី (F)	សរុប (Total)
ចំនួនដៃគូដែលបានចុះបញ្ជី (Number of Identified Partners Registered)		260	170	430	138	104	242
ចំនួនដៃគូដែលបានជួប/ជូនព័ត៌មាន (Number of identified partners who were notified)	ដោយអ្នកជំងឺ (Client Referral)	215	129	344	112	78	190
	ដោយអ្នកផ្តល់សេវា (Provider Referral)	10	9	19	4	3	7
	ដោយមានលក្ខខណ្ឌ (Contract Referral)	4	3	7	1	0	1
	ដោយអ្នកជំងឺ និងអ្នកផ្តល់សេវា (Dual Referral)	28	24	52	21	23	44
	សរុប (Total)	257	165	422	138	104	242
ចំនួនដៃគូដែលបានធ្វើតេស្តរកមេរោគអេដស៍ (Number of partners tested for HIV)	ដៃគូដែលបានធ្វើតេស្តតាម HTS (Tested by HTS)	149	115	264	75	53	128
	ដៃគូដែលបានធ្វើតេស្តតាមរយៈ HIVST (Tested by HIVST)	18	7	25	25	29	54
	សរុប (Total)	167	122	289	100	82	182
ចំនួនដៃគូដែលបានធ្វើតេស្តរកមេរោគអេដស៍ ហើយមានលទ្ធផលវិជ្ជមាន (Number of partners tested HIV positive)	ដៃគូដែលបានធ្វើតេស្តតំបូងតាម HTS (First tested by HTS)	86	38	124	9	5	14
	ដៃគូដែលបានធ្វើតេស្តតំបូងតាមរយៈ HIVST (First tested by HIVST)	2	1	3	1	0	1
	សរុប (Total)	88	39	127	10	5	15
ចំនួនដៃគូដែលមានលទ្ធផលវិជ្ជមាន បានចុះឈ្មោះទទួលការព្យាបាល (Number of HIV positive partners enrolled in treatment)	សរុប (Total)	88	39	127	9	5	14

របាយការណ៍សរុបនៃកូន របស់អ្នកជំងឺតម្រុយ
(Summary of index clients Children)

សូចនាករ (Indicators)	ករណីថ្មី (new cases)			ករណីតាមដានបន្ត (follow up cases)			
	ប្រុស (M)	ស្រី (F)	សរុប (Total)	ប្រុស (M)	ស្រី (F)	សរុប (Total)	
ចំនួនកូនអតិថិជនតម្រុយដែលបានចុះបញ្ជី (Number of Index Clients Children Registered)	73	63	136	23	28	51	
ចំនួនដៃគូដែលបានជួប/ជូនព័ត៌មាន (Number of identified Children who were notified)	ដោយអ្នកជំងឺ (Client Referral)	54	51	105	15	17	32
	ដោយអ្នកផ្តល់សេវា (Provider Referral)	2	3	5	2	3	5
	ដោយមានលក្ខខណ្ឌ (Contract Referral)	1	2	3	0	0	0
	ដោយអ្នកជំងឺ និងអ្នកផ្តល់សេវា (Dual Referral)	15	6	21	6	6	12
	សរុប (Total)	72	62	134	23	26	49
ចំនួនកូនដែលបានធ្វើតេស្តរកមេរោគអេដស៍ (Number of Children who were tested for HIV)	កូនដែលបានធ្វើតេស្តតាម HTS (Tested by HTS)	36	37	73	14	22	36
	កូនដែលបានធ្វើតេស្តតាមរយៈ HIVST (Tested by HIVST)	3	4	7	3	0	3
	សរុប (Total)	39	41	80	17	22	39
ចំនួនកូនដែលបានធ្វើតេស្ត ហើយមានលទ្ធផលវិជ្ជមាន (Number of Children test HIV positive)	កូនដែលបានធ្វើតេស្តដំបូងតាម HTS (First tested by HTS)	2	4	6	0	0	0
	កូនដែលបានធ្វើតេស្តដំបូងតាមរយៈ HIVST (First tested by HIVST)	0	0	0	0	0	0
	សរុប (Total)	2	4	6	0	0	0
ចំនួនដៃគូដែលមានលទ្ធផលវិជ្ជមាន បានចុះឈ្មោះទទួលការព្យាបាល (Number of HIV positive partners enrolled in treatment)	សរុប (Total)		2	4	6	0	0

Phnom Penh, 29 July 2024

Seen and Approved

NCHADS Director



Assist. Prof. Ouk Vichea

Phnom Penh, 26 July 2024


Checked by

Deputy Director



Dr. Samreth Sovannarith

Head of Technical Bureau



Dr. Kim Bunna

Phnom Penh, 26 July 2024

Prepared by

Data Management Officer



Mr. Chea Chamnan

Partner Notification Tracing and Testing (PNTT) Report
Quarter 2-2024

Provinces/Cities Pre-ART/ART Services		New Cases																																						
		Risk Behavior																									Number of New Index Clients (> 14 yrs) who are register in ART service in this Quarter			Number of Index Clients who are offered partner notification service			Number of Index Clients who accept partner notification service							
		Had sex with a known HIV+ person			(For man) Had sex with Woman			(For man) Had sex with Man			(For man) Had sex with a TG parter			Had sex with >4 individuals			Used injection drugs			Reused medical needles with others			Received money for sex			Give money for sex			Migrated for work (in or out of country)			M	F	Total	M	F	Total	M	F	Total
		Ever	6M	No	Ever	6M	No	Ever	6M	No	Ever	6M	No	Ever	6M	No	Ever	6M	No	Ever	6M	No	Ever	6M	No	Ever	6M	No	Ever	6M	No	M	F	Total	M	F	Total	M	F	Total
1 Banteay Meanchey																																								
1	Serei Sophon RH	1	0	18	10	0	9	15	0	4	1	0	18	2	0	17	4	0	15	0	0	19	3	0	16	1	0	18	2	1	16	16	6	22	14	5	19	14	4	18
2	Mongkul Borey PH	1	0	17	9	1	8	12	2	4	2	0	16	6	0	12	2	0	16	0	0	18	0	0	18	5	0	13	14	2	2	15	3	18	15	3	18	15	3	18
3	Poipet RH	1	1	25	14	3	10	13	4	10	0	0	27	8	1	18	0	1	26	0	1	26	1	0	26	1	0	26	12	0	15	21	6	27	21	6	27	21	6	27
4	Thmor Pouk RH	1	0	1	1	0	1	2	0	0	0	0	2	2	0	0	0	0	2	0	0	2	1	0	1	1	0	1	2	0	0	2	1	3	2	0	2	1	0	1
5	Preah Net Preah RH	5	0	1	1	0	5	6	0	0	0	0	6	4	0	2	0	0	6	0	0	6	2	0	4	0	0	6	2	0	4	5	1	6	5	1	6	5	1	6
2 Battambang																																								
6	Mong Russey RH	4	0	2	3	0	3	3	0	3	0	0	6	1	0	5	1	0	5	0	0	6	1	0	5	1	0	5	4	0	2	3	3	6	3	3	6	3	2	5
7	Battambang PH	2	0	66	32	0	36	51	1	16	1	1	66	39	0	29	7	0	61	2	0	66	3	0	65	2	0	66	16	0	52	59	9	68	59	9	68	58	9	67
8	R5 Military Hospital	0	0	2	0	0	2	2	0	0	0	0	2	0	0	2	0	0	2	0	0	2	0	0	2	0	0	2	0	0	2	2	0	2	2	0	2	2	0	2
9	Thmor Kol RH	1	0	12	5	0	8	8	0	5	0	0	13	1	1	11	1	0	12	0	0	13	0	0	13	2	0	11	4	5	4	11	2	13	11	2	13	11	2	13
10	Sampov Loun RH	0	0	6	3	0	3	3	0	3	0	0	6	0	0	6	0	0	6	0	0	6	1	0	5	0	0	6	4	0	2	3	3	6	3	3	6	3	3	6
11	Roka RH	0	0	0	0	0	0	0	0	0	0	0	0	0	0	0	0	0	0	0	0	0	0	0	0	0	0	0	0	0	0	0	0	0	0	0	0	0	0	0
3 Kampong Cham																																								
12	Kampong Cham PH	4	1	25	7	0	23	22	1	7	1	0	29	1	0	29	1	0	29	6	0	24	3	0	27	1	0	29	15	0	15	23	7	30	23	7	30	23	7	30
13	Choewing Prey RH	0	0	4	3	0	1	1	0	3	0	0	4	0	0	4	0	0	4	0	0	4	0	0	4	0	0	4	0	0	4	3	1	4	3	1	4	3	1	4
14	Chamkar Loeu RH	0	1	0	1	0	0	0	0	1	1	0	0	1	0	0	0	0	1	0	0	1	0	0	1	0	0	1	1	0	0	1	0	1	1	0	1	1	0	1
15	Srey Santhor RH	0	0	4	3	0	1	1	0	3	0	0	4	0	0	4	0	0	4	0	0	4	0	0	4	0	0	4	0	0	4	3	1	4	3	1	4	3	1	4
16	Batheay RH	1	0	0	1	0	0	0	0	1	0	0	1	0	0	1	0	0	1	0	0	1	0	0	1	0	0	1	1	0	0	1	0	1	1	0	1	1	0	1
4 Thbong Khmum																																								
17	Memut RH	5	0	0	3	0	2	2	0	3	0	0	5	0	0	5	0	0	5	0	0	5	0	0	5	0	0	5	0	0	5	3	2	5	3	2	5	2	2	4
18	PNS Tbondg Khmum RH	0	0	10	9	0	1	1	0	9	0	0	10	0	0	10	3	0	7	0	0	10	0	0	10	0	0	10	6	0	4	9	1	10	9	1	10	3	1	4
19	CCFH_Tbondg Khmum	1	0	13	6	0	8	10	0	4	0	0	14	5	0	9	0	0	14	0	0	14	0	0	14	2	0	12	2	0	12	11	3	14	11	3	14	3	3	6
5 Kampong Chhnang																																								
20	Kampong Chhnang PH	0	0	30	8	0	22	24	0	6	0	0	30	0	0	30	0	0	30	0	0	30	0	0	30	0	0	30	0	0	30	23	7	30	23	7	30	23	7	30
21	Kampong Tralach RH	0	0	1	1	0	0	0	0	1	0	0	1	0	0	1	0	0	1	0	0	1	0	0	1	0	0	1	1	0	0	1	0	1	1	0	1	1	0	1

New Cases

Provinces/Cities Pre-ART/ART Services	Risk Behavior																											Number of New Index Clients (> 14 yrs) who are register in ART service in this Quarter			Number of Index Clients who are offered partner notification service			Number of Index Clients who accept partner notification service																											
	Had sex with a known HIV+ person			(For man) Had sex with Woman			(For man) Had sex with Man			(For man) Had sex with a TG parter			Had sex with >4 individuals			Used injection drugs			Reused medical needles with others			Received money for sex			Give money for sex			Migrated for work (in or out of country)			M	F	Total	M	F	Total	M	F	Total																						
	Ever	6M	No	Ever	6M	No	Ever	6M	No	Ever	6M	No	Ever	6M	No	Ever	6M	No	Ever	6M	No	Ever	6M	No	Ever	6M	No																																		
6 Kampong Speu																																																													
22	Kampong Speu PH	1	0	32	11	1	21	15	8	10	1	0	32	3	1	29	1	0	32	0	0	33	3	0	30	4	2	27	6	0	27	25	8	33	25	8	33	25	8	33																					
23	Oudong RH	0	0	1	1	0	0	1	0	0	0	0	1	0	0	1	0	0	1	0	0	1	0	0	1	0	0	1	1	0	1	1	0	1	1	0	1	1	0	1																					
24	Kong Pisey RH	0	0	13	8	0	5	5	0	8	0	0	13	0	0	13	0	0	13	0	0	13	0	0	13	0	0	13	8	5	13	7	4	11	7	4	11	7	4	11																					
7 Kampong Thom																																																													
25	Kampong Thom PH	2	0	11	7	0	6	5	0	8	0	0	13	6	0	7	1	0	12	0	0	13	1	0	12	5	0	8	9	0	4	9	4	13	6	4	10	6	4	10																					
26	Baray Santhuk RH	0	0	3	2	0	1	1	0	2	0	0	3	2	0	1	0	0	3	0	0	3	0	0	3	0	0	3	2	1	3	2	1	3	2	1	3	2	1	3																					
27	Stong RH	0	0	1	0	0	1	1	0	0	0	0	1	0	0	1	0	0	1	0	0	1	0	0	1	0	0	1	1	0	0	1	0	1	1	0	1	0	0	0																					
8 Kampot																																																													
28	Kampot PH	0	0	20	11	0	9	11	0	9	0	0	20	2	0	18	1	0	19	1	0	19	2	0	18	3	0	17	4	0	16	15	5	20	15	5	20	13	5	18																					
29	Kampong Trach RH	2	1	14	8	1	8	10	0	7	1	1	15	10	1	6	1	0	16	1	0	16	3	0	14	0	0	17	10	0	7	10	7	17	10	7	17	10	7	17																					
9 Kandal																																																													
30	Chey Chum Neash PH	0	0	28	11	0	17	18	0	10	0	0	28	0	0	28	0	0	28	0	0	28	0	0	28	0	0	28	22	6	28	22	6	28	19	6	25	19	6	25																					
31	Koh Thom RH	2	0	7	6	0	3	3	0	6	1	0	8	0	0	9	0	0	9	0	0	9	0	0	9	0	0	9	6	3	9	6	3	9	6	3	9	6	3	9																					
32	Kean Svay RH	1	0	6	3	0	4	4	0	3	0	0	7	0	0	7	1	0	6	0	0	7	0	0	7	0	0	7	1	0	6	4	3	7	4	3	7	4	3	7																					
10 Koh Kong																																																													
33	Smach Meanchey PH	1	0	5	3	0	3	3	0	3	0	0	6	0	0	6	0	0	6	0	0	6	0	0	6	0	0	6	0	0	6	3	9	3	3	9	3	3	9	3																					
34	Sre Ambil RH	0	0	3	1	0	2	2	0	1	0	0	3	0	0	3	0	0	3	0	0	3	0	0	3	0	0	3	2	1	3	2	1	3	2	1	3	2	1	3																					
11 Kratie																																																													
35	Kratie PH	1	0	9	3	0	7	6	0	4	0	0	10	5	0	5	1	0	9	1	0	9	2	0	8	1	0	9	8	0	2	9	2	11	8	2	10	8	2	10																					
12 Phnom Penh																																																													
36	NCADS ART Clinic 1	1	0	86	23	0	64	66	0	21	0	0	87	1	0	86	0	0	87	0	0	87	0	0	87	1	0	86	0	0	87	76	11	87	76	11	87	75	11	86																					
37	Calmette Hospital	0	0	15	7	1	7	7	1	7	0	0	15	1	0	14	0	0	15	0	0	15	0	0	15	0	0	15	12	3	15	12	3	15	9	2	11	9	2	11																					
38	NCADS ART Clinic 3	6	0	57	24	0	39	48	0	15	3	0	60	7	0	56	0	0	63	0	0	63	2	0	61	2	0	61	0	0	63	51	12	63	51	12	63	51	12	63																					
39	National Pediatric	0	0	2	0	0	2	2	0	0	0	0	2	0	0	2	0	0	2	0	0	2	0	0	2	0	0	2	0	0	2	0	2	0	2	0	2	0	2	0																					
40	Center of Hope	2	0	16	8	0	10	8	0	10	0	0	18	10	0	8	1	1	16	1	0	17	2	0	16	7	0	11	1	0	17	13	5	18	13	5	18	13	5	18																					
41	Preah Ketomealea	1	0	12	6	0	7	7	0	6	1	0	12	7	0	6	0	0	13	0	0	13	0	0	13	1	0	12	0	0	13	9	4	13	9	4	13	3	3	6																					

New Cases


Provinces/Cities Pre-ART/ART Services	Risk Behavior																											Number of New Index Clients (> 14 yrs) who are register in ART service in this Quarter			Number of Index Clients who are offered partner notification service			Number of Index Clients who accept partner notification service						
	Had sex with a known HIV+ person			(For man) Had sex with Woman			(For man) Had sex with Man			(For man) Had sex with a TG parter			Had sex with >4 individuals			Used injection drugs			Reused medical needles with others			Received money for sex			Give money for sex			Migrated for work (in or out of country)			M	F	Total	M	F	Total	M	F	Total	
	Ever	6M	No	Ever	6M	No	Ever	6M	No	Ever	6M	No	Ever	6M	No	Ever	6M	No	Ever	6M	No	Ever	6M	No	Ever	6M	No	Ever	6M	No	M	F	Total	M	F	Total				
19 Takeo																																								
64	Takeo Hospital *	1	0	17	11	0	7	15	0	3	0	0	18	0	0	18	2	0	16	0	0	18	0	0	18	0	0	18	4	0	14	12	7	19	12	6	18	12	6	18
65	Ang Roka RH	0	0	3	1	0	2	2	0	1	0	0	3	1	0	2	0	0	3	0	0	3	0	0	3	0	0	3	0	0	3	2	1	3	2	1	3	2	1	3
66	Kirivong RH	0	0	5	4	0	1	2	0	3	0	0	5	1	0	4	0	0	5	0	0	5	0	0	5	2	0	3	4	0	1	4	1	5	4	1	5	4	1	5
67	Prey Kabas RH	0	0	1	0	0	1	1	0	0	0	0	1	0	0	1	0	0	1	0	0	1	0	0	1	0	0	1	1	0	0	1	0	1	1	0	1	1	0	1
20 Oddor Meanchey																																								
68	Samrong PH	0	0	4	2	0	2	1	0	3	0	0	4	0	0	4	1	0	3	1	0	2	1	0	3	0	0	4	2	0	2	4	0	4	4	0	4	1	0	1
69	Anlong Veng RH	3	0	0	1	0	2	2	0	1	0	0	3	1	0	2	0	0	3	0	0	3	1	0	2	0	0	3	0	0	3	1	2	3	1	2	3	1	1	2
21 Pailin																																								
70	Pailin PH	0	0	1	1	0	0	0	0	1	0	0	1	0	0	1	0	0	1	0	0	1	0	0	1	0	0	1	0	0	1	1	0	1	1	0	1	1	0	1
22 Preah Vihear																																								
71	16 Makara PH	0	0	11	11	0	0	0	0	11	0	0	11	0	0	11	0	0	11	0	0	11	0	0	11	0	0	11	7	0	4	5	6	11	5	6	11	3	2	5
23 Kep																																								
72	Kep PH	0	0	0	0	0	0	0	0	0	0	0	0	0	0	0	0	0	0	0	0	0	0	0	0	0	0	0	0	0	0	0	0	0	0	0	0	0	0	0
24 Mondulkiri																																								
73	Mondulkiri PH	1	0	1	0	0	2	1	0	1	0	0	2	1	0	1	0	0	2	0	0	2	0	0	2	0	0	2	0	0	2	1	1	2	1	1	2	0	1	1
25 Ratanakiri																																								
74	Ratanakiri PH	2	0	2	3	0	1	3	0	1	0	0	4	2	0	2	2	0	2	0	0	4	1	0	3	1	0	3	1	0	3	2	2	4	2	2	4	0	1	1
TOTAL		111	17	1,130	484	28	746	855	61	342	28	10	1,220	314	23	921	41	2	1,215	18	1	1,238	63	9	1,186	69	3	1,186	393	25	840	1,010	259	1,269	1,003	255	1,258	792	239	1,031

Phnom Penh, 29 July 2024
 Seen and Approved
 NCHADS Director

Phnom Penh, 26 July 2024
 Checked by
 Deputy Director

Phnom Penh, 26 July 2024
 Checked by
 Head of Technical Bureau

Phnom Penh, 26 July 2024
 Prepared by
 Data Management Officer



Assist. Prof. Ouk Vichea

Dr. Samreth Sovannarith

Dr. Kim Bunna

Mr. Chea Chamnan


Provinces/Cities Pre-ART/ART Services		Follow Up Cases																														Number of New Index Clients (> 14 yrs) who are registered in ART service			Number of Index Clients who are offered partner notification service			Number of Index Clients who accept partner notification service																				
		Risk Behavior																																																								
		Had sex with a known HIV+ person			(For man) Had sex with Woman			(For man) Had sex with Man			(For man) Had sex with a TG partner			Had sex with >4 individuals			Used injection drugs			Reused medical needles with others			Received money for sex			Give money for sex			Migrated for work (in or out of country)			M	F	Total	M	F	Total	M	F	Total																		
		Ever	6M	No	Ever	6M	No	Ever	6M	No	Ever	6M	No	Ever	6M	No	Ever	6M	No	Ever	6M	No	Ever	6M	No	Ever	6M	No	Ever	6M	No										Ever	6M	No															
6 Kampong Speu																																																										
22	Kampong Speu PH	0	0	1	0	0	1	1	0	0	0	0	1	0	0	1	0	0	1	0	0	1	0	0	1	0	0	1	0	0	1	0	0	1	0	0	1	1	1	2	0	1	1	1	0	1	0	1	1									
23	Oudong RH	0	0	2	1	0	1	1	0	1	0	0	2	0	0	2	0	0	2	0	0	2	0	0	2	0	0	2	0	0	2	0	0	2	1	1	2	1	1	2	1	1	2	1	1	2												
24	Kong Pisey RH	0	0	0	0	0	0	0	0	0	0	0	0	0	0	0	0	0	0	0	0	0	0	0	0	0	0	0	0	0	0	0	0	0	0	0	0	0	0	0	0	0	0	0	0	0												
7 Kampong Thom																																																										
25	Kampong Thom PH	6	0	1	6	0	1	1	0	6	0	0	7	3	0	4	1	0	6	1	0	6	0	0	7	2	0	5	6	0	1	4	3	7	3	3	6	3	3	6	3	3	6															
26	Baray Santhuk RH	0	0	0	0	0	0	0	0	0	0	0	0	0	0	0	0	0	0	0	0	0	0	0	0	0	0	0	0	0	0	0	0	0	0	0	0	0	0	0	0	0	0	0	0	0												
27	Stong RH	0	0	3	1	0	2	2	0	1	0	0	3	0	0	3	0	0	3	0	0	3	0	0	3	1	0	2	3	0	1	2	3	3	1	2	3	1	2	3	1	2	3															
8 Kampot																																																										
28	Kampot PH	0	0	6	2	0	4	4	0	2	0	0	6	0	0	6	0	0	6	0	0	6	0	0	6	0	0	6	0	0	6	1	5	6	1	5	6	1	5	6	1	5	6															
29	Kampong Trach RH	1	0	0	0	0	1	1	0	0	0	0	1	0	0	1	0	0	1	0	0	1	0	0	1	0	0	1	1	1	2	0	0	1	1	1	2	0	1	1	0	1	1															
9 Kandal																																																										
30	Chey Chum Neash PH	1	0	17	15	0	3	0	0	18	0	0	18	0	0	18	0	0	18	0	0	18	0	0	18	0	0	18	0	0	18	16	2	18	16	2	18	15	2	17	15	2	17															
31	Koh Thom RH	0	0	0	0	0	0	0	0	0	0	0	0	0	0	0	0	0	0	0	0	0	0	0	0	0	0	0	0	0	0	0	0	0	0	0	0	0	0	0	0	0	0															
32	Kean Svay RH	0	0	1	1	0	0	0	0	1	0	0	1	0	0	1	0	0	1	0	0	1	0	0	1	0	0	1	1	1	2	0	0	1	1	1	2	0	1	1	0	1	1															
10 Koh Kong																																																										
33	Smach Meanchey PH	0	0	10	7	0	3	3	0	7	0	0	10	0	0	10	0	0	10	0	0	10	0	0	10	0	0	10	0	0	10	8	2	10	8	2	10	8	2	10	8	2	10															
34	Sre Ambil RH	0	0	1	0	0	1	1	0	0	0	0	1	0	0	1	0	0	1	0	0	1	0	0	1	0	0	1	0	1	1	0	1	1	0	1	1	0	1	1	0	1	1															
11 Kratie																																																										
35	Kratie PH	0	0	2	0	0	2	2	0	0	0	0	2	1	0	1	0	0	2	0	0	2	0	0	2	0	0	2	1	0	1	0	2	2	0	2	2	0	2	2	0	2	2															
12 Phnom Penh																																																										
36	NCADS ART Clinic 1	0	0	29	12	0	17	17	0	12	1	0	28	1	0	28	1	0	28	1	0	28	1	0	28	1	0	28	16	13	29	15	13	28	15	13	28	15	13	28																		
37	Calmette Hospital	0	0	5	1	0	4	3	0	2	0	0	5	0	0	5	0	0	5	0	0	5	0	0	5	0	0	5	3	2	5	3	2	5	3	2	5	3	2	5																		
38	NCADS_AHF ART Clinic 3	4	0	22	12	0	14	14	0	12	1	0	25	2	0	24	1	0	25	0	0	26	1	0	25	0	0	26	20	6	26	20	6	26	20	6	26	20	6	26																		
39	National Pediatric	0	0	8	4	0	4	4	0	4	0	0	8	0	0	8	0	0	8	0	0	8	0	0	8	0	0	8	3	6	9	3	6	9	3	6	9																					
40	Center of Hope	3	0	3	2	0	4	0	0	6	0	1	5	3	0	3	0	0	6	0	0	6	0	0	6	1	0	5	2	4	6	2	4	6	2	4	6																					
41	Preah Ketomealea	0	0	1	1	0	0	1	0	0	0	0	1	0	0	1	0	0	1	0	0	1	0	0	1	0	0	1	1	1	2	1	1	2	1	1	2																					


Follow Up Cases

Provinces/Cities Pre-ART/ART Services	Risk Behavior																											Number of New Index Clients (> 14 yrs) who are registered in ART service			Number of Index Clients who are offered partner notification service			Number of Index Clients who accept partner notification service						
	Had sex with a known HIV+ person			(For man) Had sex with Woman			(For man) Had sex with Man			(For man) Had sex with a TG partner			Had sex with >4 individuals			Used injection drugs			Reused medical needles with others			Received money for sex			Give money for sex												Migrated for work (in or out of country)			
	Ever	6M	No	Ever	6M	No	Ever	6M	No	Ever	6M	No	Ever	6M	No	Ever	6M	No	Ever	6M	No	Ever	6M	No	Ever	6M	No	Ever	6M	No	M	F	Total	M	F	Total	M	F	Total	
	19 Takeo																																							
64	Takeo Hospital *	0	0	1	1	0	0	0	0	1	0	0	1	0	0	1	0	0	1	0	0	1	0	0	1	0	0	1	1	0	1	1	0	1	1	0	1			
65	Ang Roka RH	0	0	0	0	0	0	0	0	0	0	0	0	0	0	0	0	0	0	0	0	0	0	0	0	0	0	0	0	0	0	0	0	0	0	0				
66	Kirivong RH	0	0	0	0	0	0	0	0	0	0	0	0	0	0	0	0	0	0	0	0	0	0	0	0	0	0	0	0	0	0	0	0	0	0	0				
67	Prey Kabas RH	0	0	0	0	0	0	0	0	0	0	0	0	0	0	0	0	0	0	0	0	0	0	0	0	0	0	0	0	0	0	0	0	0	0	0				
20 Oddor Meanchey																																								
68	Samrong PH	0	0	1	1	0	0	0	0	1	0	0	1	0	0	1	0	0	1	0	0	1	0	0	1	0	0	1	1	0	1	1	0	1	1	0	1			
69	Anlong Veng RH	0	0	0	0	0	0	0	0	0	0	0	0	0	0	0	0	0	0	0	0	0	0	0	0	0	0	0	0	0	0	0	0	0	0	0				
21 Pailin																																								
70	Pailin PH	0	0	3	0	0	3	3	0	0	0	0	3	0	0	3	0	0	3	0	0	3	0	0	3	0	0	3	0	3	3	0	3	3	0	3				
22 Preah Vihear																																								
71	16 Makara PH	0	0	1	1	0	0	0	0	1	0	0	1	0	0	1	0	0	1	0	0	1	0	0	1	0	0	1	0	1	1	0	1	1	0	1				
23 Kep																																								
72	Kep PH	0	0	0	0	0	0	0	0	0	0	0	0	0	0	0	0	0	0	0	0	0	0	0	0	0	0	0	0	0	0	0	0	0	0	0				
24 Mondulkiri																																								
73	Mondulkiri PH	0	0	0	0	0	0	0	0	0	0	0	0	0	0	0	0	0	0	0	0	0	0	0	0	0	0	0	0	0	0	0	0	0	0	0				
25 Ratanakiri																																								
74	Ratanakiri PH	0	0	0	0	0	0	0	0	0	0	0	0	0	0	0	0	0	0	0	0	0	0	0	0	0	0	0	0	0	0	0	0	0	0	0				
TOTAL		59	12	385	184	16	256	229	17	210	4	3	449	55	1	400	6	0	450	3	0	453	11	0	445	18	0	438	107	20	329	289	169	458	287	168	455	266	162	428

Phnom Penh, *29* July 2024
 Seen and Approved
 NCHADS Director

 Assist. Prof. Ouk Vichea

Phnom Penh, *26* July 2024
 Checked by
 Deputy Director

 Dr. Samreth Sovannarith

Phnom Penh, *26* July 2024
 Checked by
 Head of Technical Bureau

 Dr. Kim Bunna

Phnom Penh, *26* July 2024
 Prepared by
 Data Management Officer

 Mr. Chea Chamnan

Provinces/Cities Pre-ART/ART Services	Number of Identified Partners			Number of identified partners who were notified									Number of partners who were tested for HIV					Number of tested partners who test HIV positive					Number of HIV positive partners enrolled in treatment			
	M	F	Total	M				F				Total	M		F		Total	M	F	Total						
				Client Referral	Provider Referral	Contract Referral	Dual Referral	Client Referral	Provider Referral	Contract Referral	Dual Referral		Tested by HTS	Tested by HIVST	Tested by HTS	Tested by HIVST					First tested by HTS	First tested by HIVST	First tested by HTS	First tested by HIVST		
19 Takeo																										
64	Takeo Hospital *	5	4	9	0	3	0	2	1	3	0	0	9	3	0	4	0	7	2	0	1	0	3	2	1	3
65	Ang Roka RH	0	1	1	0	0	0	0	0	1	0	0	1	0	0	1	0	1	0	0	0	0	0	0	0	0
66	Kirivong RH	0	2	2	0	0	0	0	0	0	0	2	2	0	0	1	0	1	0	0	0	0	0	0	0	0
67	Prey Kabas RH	0	0	0	0	0	0	0	0	0	0	0	0	0	0	0	0	0	0	0	0	0	0	0	0	0
20 Oddor Meanchey																										
68	Samrong PH	0	1	1	0	0	0	0	1	0	0	0	1	0	0	1	0	1	0	0	1	0	1	0	1	1
69	Anlong Veng RH	1	1	2	0	0	0	0	1	0	0	0	1	0	0	1	0	1	0	0	0	0	0	0	0	0
21 Pailin																										
70	Pailin PH	0	0	0	0	0	0	0	0	0	0	0	0	0	0	0	0	0	0	0	0	0	0	0	0	0
22 Preah Vihear																										
71	16 Makara PH	1	4	5	0	0	0	1	1	0	0	3	5	1	0	4	0	5	0	0	2	0	2	0	2	2
23 Kep																										
72	Kep PH	0	0	0	0	0	0	0	0	0	0	0	0	0	0	0	0	0	0	0	0	0	0	0	0	0
24 Mondulakiri																										
73	Mondulakiri PH	1	0	1	1	0	0	0	0	0	0	0	1	1	0	0	0	1	0	0	0	0	0	0	0	0
25 Ratanakiri																										
74	Ratanakiri PH	0	0	0	0	0	0	0	0	0	0	0	0	0	0	0	0	0	0	0	0	0	0	0	0	0
TOTAL		260	170	430	215	10	4	28	129	9	3	24	422	149	18	115	7	289	86	2	38	1	127	88	39	127

Phnom Penh, 29 July 2024
 Seen and Approved
 NCHADS Director




Assist. Prof. Ouk Vichea

Phnom Penh, 26 July 2024
 Checked by
 Deputy Director




Dr. Samreth Sovannarith

Phnom Penh, 26 July 2024
 Checked by
 Head of Technical Bureau



Dr. Kim Bunna

Phnom Penh, 26 July 2024
 Prepared by
 Data Management Officer




Mr. Chea Chamnan


Provinces/Cities Pre-ART/ART Services	Number of Follow Up Cases Client's Partners			Number of identified partners who were notified									Number of partners who were tested for HIV					Number of tested partners who test HIV positive					Number of HIV positive partners enrolled in treatment							
	M	F	Total	M				F				Total	M		F		Total	M		F		Total	M	F	Total					
				Client Referral	Provider Referral	Contract Referral	Dual Referral	Client Referral	Provider Referral	Contract Referral	Dual Referral		Tested by HTS	Tested by HIVST	Tested by HTS	Tested by HIVST		First tested by HTS	First tested by HIVST	First tested by HTS	First tested by HIVST									
6 Kampong Speu																														
22	Kampong Speu PH	1	0	1	0	0	1	0	0	0	0	0	0	1	1	0	0	0	0	1	0	0	0	0	0	0	0	0	0	0
23	Oudong RH	0	1	1	0	0	0	0	1	0	0	0	0	1	0	0	0	0	0	0	0	0	0	0	0	0	0	0	0	0
24	Kong Pisey RH	0	0	0	0	0	0	0	0	0	0	0	0	0	0	0	0	0	0	0	0	0	0	0	0	0	0	0	0	0
7 Kampong Thom																														
25	Kampong Thom PH	2	3	5	1	0	0	1	2	0	0	1	5	1	1	1	0	3	0	0	0	0	0	0	0	0	0	0	0	0
26	Baray Santhuk RH	0	0	0	0	0	0	0	0	0	0	0	0	0	0	0	0	0	0	0	0	0	0	0	0	0	0	0	0	0
27	Stong RH	1	0	1	1	0	0	0	0	0	0	0	1	0	0	0	0	0	0	0	0	0	0	0	0	0	0	0	0	0
8 Kampot																														
28	Kampot PH	4	2	6	3	0	0	1	2	0	0	0	6	0	4	0	1	5	0	0	0	0	0	0	0	0	0	0	0	0
29	Kampong Trach RH	1	0	1	1	0	0	0	0	0	0	0	1	0	0	0	0	0	0	0	0	0	0	0	0	0	0	0	0	0
9 Kandal																														
30	Chey Chum Neash PH	1	3	4	1	0	0	0	3	0	0	0	4	1	0	2	0	3	0	0	0	0	0	0	0	0	1	1	1	
31	Koh Thom RH	0	0	0	0	0	0	0	0	0	0	0	0	0	0	0	0	0	0	0	0	0	0	0	0	0	0	0	0	0
32	Kean Svay RH	0	1	1	0	0	0	0	1	0	0	0	1	0	0	1	0	1	0	0	1	0	1	0	1	0	1	1	1	
10 Koh Kong																														
33	Smach Meanchey PH	1	1	2	0	0	0	1	0	0	0	1	2	1	0	1	0	2	1	0	0	0	0	1	1	0	1	1	1	
34	Sre Ambil RH	0	0	0	0	0	0	0	0	0	0	0	0	0	0	0	0	0	0	0	0	0	0	0	0	0	0	0	0	0
11 Kratie																														
35	Kratie PH	2	0	2	1	1	0	0	0	0	0	0	2	1	0	0	0	1	0	0	0	0	0	0	0	0	0	0	0	0
12 Phnom Penh																														
36	NCADS ART Clinic 1	8	4	12	7	1	0	0	4	0	0	0	12	6	0	3	0	9	0	0	0	0	0	0	0	0	0	0	0	0
37	Calmette Hospital	2	1	3	2	0	0	0	1	0	0	0	3	2	0	1	0	3	0	0	0	0	0	0	0	0	0	0	0	0
38	NCADS_AHF ART Clinic 3	6	6	12	6	0	0	0	6	0	0	0	12	3	0	6	0	9	1	0	1	0	2	1	1	2	2	2	2	
39	National Pediatric	4	4	8	4	0	0	0	4	0	0	0	8	4	0	4	0	8	0	0	0	0	0	0	0	0	0	0	0	0
40	Center of Hope	3	1	4	3	0	0	0	1	0	0	0	4	1	0	1	0	2	0	0	0	0	0	0	0	0	0	0	0	0
41	Preah Ketomealea	1	0	1	1	0	0	0	0	0	0	0	1	1	0	0	0	1	1	0	0	0	1	1	0	1	1	1	1	


Provinces/Cities Pre-ART/ART Services	Number of Follow Up Cases Client's Partners			Number of identified partners who were notified									Number of partners who were tested for HIV					Number of tested partners who test HIV positive					Number of HIV positive partners enrolled in treatment						
	M	F	Total	M				F				Total	M		F		Total	M		F		Total	M	F	Total				
				Client Referral	Provider Referral	Contract Referral	Dual Referral	Client Referral	Provider Referral	Contract Referral	Dual Referral		Total	Tested by HTS	Tested by HIVST	Tested by HTS		Tested by HIVST	Total	First tested by HTS	First tested by HIVST					First tested by HTS	First tested by HIVST	Total	
19 Takeo																													
64	Takeo Hospital *	0	1	1	0	0	0	0	0	1	0	0	1	0	0	1	0	1	0	0	1	0	0	1	0	1	0	1	
65	Ang Roka RH	0	0	0	0	0	0	0	0	0	0	0	0	0	0	0	0	0	0	0	0	0	0	0	0	0	0	0	
66	Kirivong RH	0	0	0	0	0	0	0	0	0	0	0	0	0	0	0	0	0	0	0	0	0	0	0	0	0	0	0	
67	Prey Kabas RH	0	0	0	0	0	0	0	0	0	0	0	0	0	0	0	0	0	0	0	0	0	0	0	0	0	0	0	
20 Oddor Meanchey																													
68	Samrong PH	0	1	1	0	0	0	0	1	0	0	0	1	0	0	1	0	1	0	0	0	0	0	0	0	0	0	0	0
69	Anlong Veng RH	0	0	0	0	0	0	0	0	0	0	0	0	0	0	0	0	0	0	0	0	0	0	0	0	0	0	0	0
21 Pailin																													
70	Pailin PH	3	0	3	0	0	0	3	0	0	0	0	3	3	0	0	0	3	0	0	0	0	0	0	0	0	0	0	0
22 Preah Vihear																													
71	16 Makara PH	1	0	1	0	0	0	1	0	0	0	0	1	1	0	0	0	1	0	0	0	0	0	0	0	0	0	0	0
23 Kep																													
72	Kep PH	0	0	0	0	0	0	0	0	0	0	0	0	0	0	0	0	0	0	0	0	0	0	0	0	0	0	0	0
24 Mondulakiri																													
73	Mondulakiri PH	0	0	0	0	0	0	0	0	0	0	0	0	0	0	0	0	0	0	0	0	0	0	0	0	0	0	0	0
25 Ratanakiri																													
74	Ratanakiri PH	0	0	0	0	0	0	0	0	0	0	0	0	0	0	0	0	0	0	0	0	0	0	0	0	0	0	0	0
TOTAL		138	104	242	112	4	1	21	78	3	0	23	242	75	25	53	29	182	9	1	5	0	15	9	5	14			

Phnom Penh, 29 July 2024
 Seen and Approved
 NCHADS Director

 Assist. Prof. Ouk Vichea

Phnom Penh, 26 July 2024
 Checked by
 Deputy Director

 Dr. Samreth Sovannarith

Phnom Penh, 26 July 2024
 Checked by
 Head of Technical Bureau

 Dr. Kim Bunna

Phnom Penh, 26 July 2024
 Prepared by
 Data Management Officer

 Mr. Chea Chamnan

Provinces/Cities Pre-ART/ART Services	Number of Index Client's Children Registered			Number of identified children who were notified									Number of children who were tested for HIV					Number of tested children who test HIV positive					Number of HIV positive children enrolled in treatment				
	M	F	Total	M				F				Total	M		F		Total	M	F	Total							
				Client Referral	Provider Referral	Contract Referral	Dual Referral	Client Referral	Provider Referral	Contract Referral	Dual Referral		Tested by HTS	Tested by HIVST	Tested by HTS	Tested by HIVST					First tested by HTS	First tested by HIVST	First tested by HTS	First tested by HIVST			
19 Takeo																											
64	Takeo Hospital *	3	0	3	1	0	0	2	0	0	0	0	3	1	0	0	0	1	0	0	0	0	0	0	0	0	0
65	Ang Roka RH	0	0	0	0	0	0	0	0	0	0	0	0	0	0	0	0	0	0	0	0	0	0	0	0	0	0
66	Kirivong RH	0	0	0	0	0	0	0	0	0	0	0	0	0	0	0	0	0	0	0	0	0	0	0	0	0	0
67	Prey Kabas RH	0	0	0	0	0	0	0	0	0	0	0	0	0	0	0	0	0	0	0	0	0	0	0	0	0	0
20 Oddor Meanchey																											
68	Samrong PH	0	0	0	0	0	0	0	0	0	0	0	0	0	0	0	0	0	0	0	0	0	0	0	0	0	0
69	Anlong Veng RH	0	1	1	0	0	0	0	1	0	0	0	1	0	0	1	0	1	0	0	0	0	0	0	0	0	0
21 Pailin																											
70	Pailin PH	0	0	0	0	0	0	0	0	0	0	0	0	0	0	0	0	0	0	0	0	0	0	0	0	0	0
22 Preah Vihear																											
71	16 Makara PH	1	3	4	0	0	0	1	1	0	0	2	4	1	0	2	0	3	0	0	1	0	1	0	1	1	1
23 Kep																											
72	Kep PH	0	0	0	0	0	0	0	0	0	0	0	0	0	0	0	0	0	0	0	0	0	0	0	0	0	0
24 Mondulakiri																											
73	Mondulakiri PH	0	1	1	0	0	0	0	1	0	0	0	1	0	0	1	0	1	0	0	0	0	0	0	0	0	0
25 Ratanakiri																											
74	Ratanakiri PH	0	2	2	0	0	0	0	2	0	0	0	2	0	0	2	0	2	0	0	1	0	1	0	1	1	1
TOTAL		73	63	136	54	2	1	15	51	3	2	6	134	36	3	37	4	80	2	0	4	0	6	2	4	6	

Phnom Penh, 29 July 2024
Seen and Approved
NCHADS Director




Assist. Prof. Ouk Vichea

Phnom Penh, 26 July 2024
Checked by
Deputy Director



Dr. Samreth Sovannarith

Phnom Penh, 26 July 2024
Checked by
Head of Technical Bureau



Dr. Kim Bunna

Phnom Penh, 26 July 2024
Prepared by
Data Management Officer



Mr. Chea Chamnan

