

National Center of HIV/AIDS, Dermatology and STD STI report from all Family Health Clinics Quarter2 2024



		Month 1	Month 2	Month 3
Total number of visits for male patients	Total Male	2751	3239	3351
	Total MSM/TG	373	618	459
Total number of visits for low risk female patients		9565	12766	13532
Total number of first visits for entertainment workers (FEW)		414	503	530
Total number of follow up visits for entertainment workers (FEW)		169	258	286
Total number of Partner	Female	105	92	163
	Male	130	164	242

Patients referred to other services

	Month 1	Month 2	Month 3
Total number of patients referred to VCCT	92	210	216
Total number of patients referred to OI/ART services	3	3	4
Total number of patients referred to ANC services	81	115	85
Total number of patients referred to Family Planning (FP) services	9	12	16

Patients referred from other services

	Month 1	Month 2	Month 3
Total number of patients referred from VCCT	119	233	177
Total number of patients referred from OI/ART services	146	159	105
Total number of patients referred from ANC services	81	104	77
Total number of patients referred from Family Planning services	16	20	17

* -Family Health Clinic =32 clinics
 -Non Government: RHAC=14 clinics, MEC=1clinic,

NOTE

EWs: Entertainment Workers: Karaoke, Massage parlors, beer garden, beer promotion, freelance sex workers ...

MSM: Men who have sex with men

VCCT: Voluntary Confidential Counseling and Testing

ANC: Antenatal Care

FP: Family

Men (new cases)									
		Age group						Total	
		<15		15-49		≥ 50			
Syndrome	Men	MSM	Men	MSM	Men	MSM	Men	MSM	
Urethral discharge	18	1	2580	253	190	21	2788	275	
Anal discharge	13	0	4	13	0	0	17	13	
Ano-Genital Ulcers	6	0	882	133	96	9	984	142	
Ano-Genital warts	3	0	441	63	28	3	472	66	
Scrotum swelling	4	0	11	6	2	0	17	6	
Inguinal bubo (LGV)	0	0	6	1	2	0	8	1	
Syphilis (RPR+)	0	0	814	273	39	0	853	273	
Syphilis (RPR+) follow up	0	19	603	147	48	0	651	166	
Others	2		675	9	66	0	743	9	
Total	46	20	6016	898	471	33	6533	951	

Low risk women (new cases)					
		Age group			Total
		<15	15-49	≥ 50	
Syndrome					
Vaginal discharge					
<i>Vaginitis</i>		179	13971	887	15037
<i>cervicitis</i>		30	5526	360	5916
<i>Vaginitis + cervicitis</i>		0	1001	79	1080
Pelvic Inflammatory Disease (PID)		0	103	39	142
Ano-Genital ulcers		7	864	69	940
Ano-Genital warts		5	432	29	466
Syphilis (RPR+)		4	664	20	688
Syphilis (RPR+) follow-up		1	586	8	595
Others		9	1667	120	1796
subtotal		235	10843	1611	26660

Entertainments Worker (EWs)					
		Age group			Total
		<15	15-49	≥ 50	
First visit	Vaginal discharge				
	<i>Vaginitis</i>	0	542	10	552
	<i>cervicitis</i>	0	207	5	212
	<i>Vaginitis + cervicitis</i>	2	191	1	194
	Pelvic Inflammatory Disease (PID)	0	15	0	15
	Ano-Genital ulcers	0	93	0	93
	Ano-Genital warts	0	60	1	61
	Syphilis	0	221	0	221
	Others	0	168	0	168
	<i>Subtotal new cases first visit</i>	2	1497	17	1516
Follow up visit	Vaginal discharge				
	<i>Vaginitis</i>	0	219	3	222
	<i>cervicitis</i>	0	119	2	121
	<i>Vaginitis + cervicitis</i>	0	43	2	45
	Pelvic Inflammatory Disease (PID)	0	7	0	7
	Ano-Genital ulcers	0	64	00	64
	Ano-Genital warts	0	47	1	48
	Syphilis	0	83	0	83
	Others	1	51	1	53
	<i>Subtotal new cases FU</i>	1	633	9	643

	By age group			TOTAL
	<15	15-49	>50	
Syphilis screening test for pregnant women				
Number of pregnant women who were tested by RPR qualitative	0	879	0	879
Number of RPR test (+)	0	219	0	219
Number of pregnant with RPR (+) who were treated for syphilis	0	221	0	221
Number of pregnant women who were tested by Rapid Test	0	556	0	556
Number of Rapid test (+)	0	560	0	560
Number of pregnant with Rapid Test (+) who were treated for syphilis	0	157	0	157
Number of pregnant women with syphilis infection who were tested by RPR quantitative (titre)	0	585	1	586
Number of pregnant women who were tested by RPR – titre - baseline	0	155	0	156
Number of pregnant women who were tested by RPR – titre – follow-up	0	50	0	50
Number of partner(s) of pregnant women who were treated for syphilis	0	354	1	355

Phnom Penh, Aug 2024

Approved by
NCHADS Director


Seen by
NCHADS Deputy Director

Reviewed by
Head of DMU


Checked by STI-RTI Unit




Assist.Prof Ouk Vichea



Dr. Samreth Sovannarith



Dr. Kaeoun Chetra



Dr. Lon Say Heng

EWs : Entertainment Workers: Karaoke, Massage parlors, beer garden, beer promotion, freelance sex workers,
DSs : Direct Sex Workers (brothel based)

National Center of HIV/AIDS, Dermatology and STD STI report from Health Centers

(BASED ON SYNDROMIC APPROACH)

Quarter2 2024



		Month 1	Month 2	Month 3
Total number of visits for male patients		126	142	174
Total number of visits for female patients		1150	1328	1308
Total number of visits for partners who were notified and treated.	Male	82	97	98
	Female	446	559	549

		Age group			Total
Syndrome	<15	15-49	≥ 50		
Men (new cases)					
Urethral discharge	0	276	26	302	
Genital Ulcer	1	105	21	127	
Genital warts	0	14		14	

Women (new cases)					
Syndrome	<15	15-49	≥ 50	Total	
Vaginal discharge					
<i>Vaginitis</i>	16	1692	168	1876	
<i>Vaginitis + cervicitis</i>	5	1114	199	1318	
Pelvic Inflammatory Disease (PID)	0	85	6	91	
Genital ulcer	1	31	5	37	
Genital warts		9		9	
Total of new cases (women)	16	1692	168	1876	

	Month 1	Month 2	Month 3
Total number of STI/RTI patients referred to VCCT	59	106	73
Total number of STI/RTI patients referred to ANC services	11	14	10
Total number of STI/RTI patients referred to Family Planning (FP) services	9	22	7


Phnom Penh, Aug 2024

Approved by
NCHADS Director

Seen by
NCHADS Deputy Director

Reviewed by
Head of DMU


Checked by STI-RTI Unit




Assist. Prof Ouk Vichea



Dr. Samreth Sovannarith



Dr. Kaeoun Chetra



Dr. Lon Say Heng

National Center of HIV/AIDS, Dermatology and STD

Report STI/RTI total of Laboratory

Quarter2 2024

Endocervical smear	<i>Total number</i>	<i>WBC < 10</i>	<i>WBC 10-25</i>	<i>WBC > 25</i>
	0	0	0	0
		<i>GNID** (-)</i>	<i>GNID** (+)</i>	<i>If performed by Gram Stain</i>
		0	0	
Urethral smear	<i>Total number</i>	<i>WBC < 5</i>	<i>WBC ≥ 5</i>	
	0	0	0	
		<i>ICD* (-)</i>	<i>ICD* (+)</i>	<i>If performed by Methylene Blue</i>
		0	0	
		<i>GNID** (-)</i>	<i>GNID** (+)</i>	<i>If performed by Gram Stain</i>
			10	
Anal smear	<i>Total number</i>	<i>WBC < 5</i>	<i>WBC ≥ 5</i>	
	0	0	0	
Vaginal smear Wet preparation	<i>Total number</i>	<i>Trichomonas vaginalis</i>		
		(-)	(+)	
	0	0	0	
		<i>Budding yeast/hyphae</i>		
		(-)	(+)	
		0	0	
		<i>Clue cells</i>		
	(-)	(+)		
	0	0		
Vaginal smear Gram stain	<i>Total number</i>	<i>BV</i>		
		<i>Nugent score: 0-3</i>	<i>Nugent score 4-6</i>	<i>Nugent score ≥ 7</i>
	0	0	0	0
		<i>Budding yeast/hyphae</i>		
		(-)	(+)	
	0	0		
Vaginal smear pH (vaginal)	<i>Total number</i>	<i>≤ 4.5</i>	<i>> 4.5</i>	
	0	0	0	
Vaginal smear Whiff test or Amine test	<i>Total number</i>	(-)	(+)	
	0	0	0	


* The Laboratory's report number compiled from Family Health Clinic=34,

• ICD : Intra-cellular Diplococci , ** GNID : Gram Negative Intracellular Diplococci

RPR test	Total number	Qualitative	
		RPR (-)	RPR (+)
	367	62	305
TPHA/TPPA	Total number	(-)	(+)
		1144	772

Phnom Penh, Aug 2024

Approved by
NCHADS Director




Assist. Prof Ouk Vichea

Seen by
NCHADS Deputy Director




Dr. Samreth Sovannarith

Reviewed by
Head of DMU



Dr. Kaeoun Chetra

Checked by STI-RTI Unit



Dr. Lon Say Heng