

មជ្ឈមណ្ឌលជាតិប្រយុទ្ធនឹងជំងឺអេដស៍ សើស្បែក និងការបរោស

National Center for HIV/AIDS Dermatology and STD

\*\*\*\*\*

របាយការណ៍ប្រចាំត្រីមាសស្តីពីការព្យាបាលអ្នកជំងឺ HIV/AIDS និង HCV-HIV Co-Infection

Quarterly Report on HIV/AIDS and HCV-HIV Co-Infection

សរុបចំនួនខេត្ត-ក្រុង (Total Provinces/Cities)		25				
សរុបចំនួនសេវាព្យាបាល (Total Pre-ART/ART sites)		74				
ឆ្នាំ (Year) 2024		ត្រីមាសទី (Quarter)		2		
ប្រភេទ (Category)		អាយុ (Age)	ភេទ (Sex)		សរុប Total	
			ប្រុស Male	ស្រី Female		
ចំនួនអ្នកជំងឺសកម្មទាំងអស់ ទទួលបានការព្យាបាលរហូត ដល់ចុងត្រីមាសមុន (Number of All active patients at the end of preceding quarter)	អ្នកជំងឺសកម្ម Pre-ART ទាំងអស់ (Active Pre-ART)	0 - 14	0	0	0	
		>14	10	2	12	
	អ្នកជំងឺសកម្ម ART ទាំងអស់ (Active-ART)	0 - 14	503	532	1,035	
		>14	35,289	31,831	67,120	
សរុប Total			35,802	32,365	68,167	
ចំនួនអ្នកជំងឺថ្មីដែលបានចុះឈ្មោះទទួលបានការព្យាបាលក្នុងត្រីមាសនេះ (Number of New patients registered during this quarter)		0 - 14	9	10	19	
		>14	995	255	1,250	
		សរុប Total	1004	265	1,269	
ចំនួនអ្នកជំងឺ Pre-ART ដែលបានធ្វើតេស្តរកមេរោគសារឡើងវិញ ក្នុងត្រីមាសនេះ (Number of Pre-ART patients Re-Tested for HIV during this quarter)		0 - 14	2	4	6	
		>14	670	143	813	
		សរុប Total	672	147	819	
ចំនួនអ្នកជំងឺដែលបោះបង់ សេវា ហើយត្រឡប់មកវិញក្នុងត្រី មាសនេះ (Number of Lost to Follow Up patients who return in this quarter)	អ្នកជំងឺ Pre-ART (Pre-ART patients)	0 - 14	0	0	0	
		>14	2	0	2	
	អ្នកជំងឺ ART (ART patients)	0 - 14	4	9	13	
		>14	161	115	276	
សរុប Total			167	124	291	
ចំនួនអ្នកជំងឺដែលចាប់ផ្តើមព្យាបាលដោយឱសថ ARV នៅក្នុងត្រីមាសនេះ (Number of patients newly started ART during this quarter)		0 - 14	9	10	19	
		>14	987	249	1,236	
		សរុប Total	996	259	1,255	
ចំនួនអ្នកជំងឺដែលបានបញ្ជូនចូល នៅក្នុងត្រីមាសនេះ (Number of Patients transferred in during this quarter)		0 - 14	3	6	9	
		>14	209	157	366	
		សរុប Total	212	163	375	
ចំនួនអ្នកជំងឺដែលចាកចេញពី ការព្យាបាល ក្នុងត្រីមាសនេះ (Number of patients who left Care during quarter)	លទ្ធផលតេស្តសារឡើងវិញ អវិជ្ជមាន (HIV Re-Tested Negative)		0 - 14	0	0	0
			>14	0	0	0
	បញ្ជូនចេញ (Transferred Out)		0 - 14	23	34	57
			>14	218	129	347
	លះបង់ការព្យាបាល (Lost to Follow Up)	អ្នកជំងឺ Pre-ART (Pre-ART patients)	0 - 14	0	0	0
			>14	4	2	6
		អ្នកជំងឺ ART (ART patients)	0 - 14	3	8	11
			>14	415	221	636
	ស្លាប់ (Died)	អ្នកជំងឺ Pre-ART (Pre-ART patients)	0 - 14	0	0	0
			>14	2	0	2
អ្នកជំងឺ ART (ART patients)		0 - 14	3	0	3	
		>14	132	89	221	
សរុបអ្នកជំងឺដែលចាកចេញពីការព្យាបាលទាំងអស់			800	483	1283	

F

៧

ចំនួនអ្នកជំងឺសកម្មទាំងអស់ ដែលកំពុងទទួលបានការ ព្យាបាលរហូតដល់ចុង ត្រីមាសនេះ  (Number of All active patients at the end of this quarter)	អ្នកជំងឺសកម្ម Pre-ART ទាំងអស់ (Active Pre-ART)	0 - 14	0	0	0
		>14	11	6	17
	អ្នកជំងឺសកម្ម ART ទាំងអស់ (Active ART)	0 - 14	490	515	1,005
		>14	35,884	31,913	67,797
<b>សរុប Total</b>			36,385	32,434	68,819

G

ចំនួនអ្នកជំងឺទាំងអស់ដែលទទួលបានការអប់រំអំពីការបង្ការជំងឺមាន ក្នុងត្រីមាសនេះ (Number of patients receiving education on positive prevention during this quarter)	0 - 14	0	0	0
	>14	29,059	24,945	54,004

ចំនួនអ្នកជំងឺដែលបានពិនិត្យសុខភាពរករោគសញ្ញាជំងឺរបេង ក្នុងត្រីមាសនេះ (Number of patients who have been screened for TB Symptom during this quarter)	0 - 14	មាន (+)	0	0	0
		គ្មាន (-)	343	359	702
	>14	មាន (+)	53	22	75
		គ្មាន (-)	28,799	25,196	53,995

ចំនួនអ្នកជំងឺដែលបានចាប់ផ្តើមព្យាបាលបង្ការដោយ TPT (Started TPT) ក្នុងត្រីមាសនេះ (Total Number of Patients who started IPT during this quarter)	0 - 14	19	15	34
	>14	996	378	1,374

ចំនួនអ្នកជំងឺ ដែលបានធ្វើរោគវិនិច្ឆ័យថា មានកើតរបេង ក្នុងត្រីមាសនេះ (Number of active patients who diagnosed TB (BK+/-, EP) during this quarter)	0 - 14	0	0	0
	>14	80	28	108

ចំនួនអ្នកជំងឺ ដែលបានចាប់ផ្តើមព្យាបាលជំងឺរបេង ក្នុងត្រីមាសនេះ (Number of active patients who started TB Treatment during this quarter)	0 - 14	0	0	0
	>14	61	18	79

ចំនួនអ្នកជំងឺរបេង-អេដស៍ ដែលបានចាប់ផ្តើមព្យាបាលដោយ Cotrimoxazole (CPT) នៅក្នុង ត្រីមាសនេះ (Number of TB-HIV patients who Started Cotrimoxazole during this quarter)	0 - 14	6	4	10
	>14	1,068	460	1,528

ចំនួនស្ត្រីកំពុងព្យាបាល មានផ្ទៃពោះ ក្នុងត្រីមាសនេះ (Number of women on Care got pregnant during this quarter.)	មានផ្ទៃពោះ មុនមកទទួលបានការព្យាបាល	15	15
	កំពុងទទួលបានការព្យាបាល មានផ្ទៃពោះ	94	94

ចំនួនស្ត្រីមានផ្ទៃពោះ ដែលបានរាយការណ៍ថា (Number of pregnan women reported)	រលូត (Spontaneous abortion)	5	5
	រំលូត (Induced abortion)	5	5



ប្រភេទ (Category)	វិជ្ជមាន (Positive)	អាយុ (Age)	ភេទ (Sex)		សរុប Total
			ប្រុស Male	ស្រី Female	
ចំនួនអ្នកធ្វើដំណើរបានធ្វើ Anti-HCV Test ក្នុងត្រីមាសនេះ (Number of Patients tested for Anti-HCV during this quarter)	វិជ្ជមាន (Positive)	0 - 14	0	0	0
		> 14	82	7	89
	អវិជ្ជមាន (Negative)	0 - 14	0	0	0
		> 14	845	330	1,175
ចំនួនអ្នកធ្វើដំណើរបានធ្វើ HCV Viral Load (Baseline) ក្នុងត្រីមាសនេះ (Number of Patients tested for HCV Viral Load during this quarter)	មានលទ្ធផល Undetectable	0 - 14	0	0	0
		> 14	18	4	22
	មានលទ្ធផល Detectable	0 - 14	0	0	0
		> 14	45	0	45
	រង់ចាំលទ្ធផល	0 - 14	0	0	0
		> 14	42	5	47
សរុប			105	9	114
ចំនួនអ្នកធ្វើដំណើរបានចាប់ផ្តើមទទួលការព្យាបាល HCV ក្នុងត្រីមាសនេះ (Number of Patients Start HCV Treatment during this quarter)	ចាប់ផ្តើមព្យាបាលថ្មី	0 - 14	0	0	0
		> 14	23	1	24
	ចាប់ផ្តើមព្យាបាលបន្ទាប់ពីហាជីយ	0 - 14	0	0	0
		> 14	0	0	0
ចំនួនអ្នកធ្វើដំណើរបានបញ្ចប់ការព្យាបាល HCV ក្នុងត្រីមាសនេះ (Number of Patients Completed HCV Treatment during this quarter)		0 - 14	0	0	0
		> 14	4	0	4
ចំនួនអ្នកធ្វើដំណើរបានធ្វើ HCV Viral Load ក្រោយពេលបញ្ចប់ការព្យាបាល ១២សប្តាហ៍ (SVR-12) (Number of patient tested for HCV Viral Load after 12 weeks of completed treatment)	មានលទ្ធផល Undetectable	0 - 14	0	0	0
		> 14	2	0	2
	មានលទ្ធផល Detectable	0 - 14	0	0	0
		> 14	0	0	0
	រង់ចាំលទ្ធផល	0 - 14	0	0	0
		> 14	0	0	0
សរុប			2	0	2

Phnom Penh, 15 July 2024

Seen and Approved  
NCHADS Director

Assist. Prof. Ouk Vichea

Phnom Penh, 15 July 2024

Checked by

Deputy Director

Dr. Samreth Sovannarith

Phnom Penh, 15 July 2024

Prepared by

Data Management Officer

Dr. Kim Bunna

Mr. Chea Chamnan









Provinces and Cities ART Services	Number of all active patients at the end of Preceding Quarter									New Patients Registered during this Quarter				Number of Pre-ART patients Re-Tested for HIV				Patients Lost FU and Return in this quarter									Patients Newly Start ART during this quarter									
	Pre-ART Patients				ART Patients					Total	0 - 14		> 14		Total	0 - 14		> 14		Total	Pre-ART Patients				ART Patients				Total	0 - 14		> 14		Total		
	0 - 14		> 14		0 - 14		> 14				0 - 14		> 14			0 - 14		> 14			0 - 14		> 14		0 - 14		> 14			0 - 14		> 14				
	B	G	M	F	B	G	M	F	Total	B	G	M	F	Total	B	G	M	F	Total	B	G	M	F	B	G	M	F	B	G	M	F	Total	B	G	M	F
<b>16 Preah Sihanouk</b>																																				
80	Sihanouk PH	0	0	0	1	17	11	1,204	1,017	2,250	0	0	36	4	40	0	0	29	1	30	0	0	0	0	0	0	0	8	3	11	0	0	34	5	39	
<b>17 Stung Treng</b>																																				
61	Stung Treng PH	0	0	0	0	8	8	208	203	427	0	0	2	2	4	0	0	2	2	4	0	0	0	0	0	0	1	1	2	0	0	2	2	4		
<b>18 Svay Rieng</b>																																				
62	Svay Rieng PH	0	0	0	0	15	14	561	582	1,272	0	0	19	9	28	0	0	10	5	15	0	0	0	0	0	0	1	2	3	0	0	19	9	28		
63	Romeas Hek RH	0	0	0	0	1	1	102	110	214	0	0	0	0	0	0	0	0	0	0	0	0	0	0	0	0	0	0	0	0	0	0	0	0		
<b>19 Takeo</b>																																				
64	Daukeo PH	0	0	0	0	28	32	669	785	1,512	0	0	12	7	19	0	0	0	0	0	0	0	0	0	0	2	1	3	0	0	12	7	19			
65	Ang Roka RH	0	0	0	0	1	1	206	229	437	0	0	2	1	3	0	0	0	0	0	0	0	0	0	1	0	1	0	0	2	1	3				
66	Kirivong RH	0	0	0	0	0	1	240	295	536	0	0	4	1	5	0	0	0	0	0	0	0	0	0	0	0	0	0	0	0	4	1	5			
67	Prey Kabas RH	0	0	0	0	0	0	122	164	286	0	0	1	0	1	0	0	0	0	0	0	0	0	0	0	1	1	0	0	1	0	1				
<b>20 Oddor Meanchey</b>																																				
68	Samraong PH	0	0	0	0	6	8	183	198	395	0	0	4	1	5	0	0	0	0	0	0	0	0	0	0	1	1	0	0	4	1	5				
69	Anlong Veng RH	0	0	0	0	6	6	104	131	247	0	0	1	2	3	0	0	0	0	0	0	0	0	0	1	1	0	0	4	1	5					
<b>21 Pailin</b>																																				
70	Pailin PH	0	0	0	0	1	3	176	230	410	0	0	1	0	1	0	0	1	0	1	0	0	0	0	0	0	0	0	0	1	0	1				
<b>22 Preah Vihear</b>																																				
71	16 Makara PH	0	0	0	0	5	6	181	185	377	0	1	6	5	12	0	0	4	5	9	0	0	1	0	1	0	0	1	3	0	1	7	5	13		
<b>23 Kep</b>																																				
72	Kep PH	0	0	0	0	0	4	42	57	103	0	0	0	0	0	0	0	0	0	0	0	0	0	0	1	0	1	0	0	0	0	0				
<b>24 Mondulkiri</b>																																				
73	Mondulkiri PH	0	0	0	0	1	5	38	43	87	0	0	1	1	2	0	0	0	0	0	0	0	0	0	1	0	0	1	0	0	1	1	2			
<b>25 Ratanakiri</b>																																				
74	Ratanakiri PH	0	0	0	0	4	7	138	144	293	0	1	2	2	5	0	0	0	0	0	0	0	0	0	0	0	0	0	0	0	1	2	2	5		
<b>TOTAL</b>		0	0	10	2	503	532	35,289	31,831	68,167	9	10	995	255	1,269	2	4	670	143	819	0	0	2	0	4	9	161	115	291	9	10	987	249	1,255		

\* Khmer-Soviet Friendship Hospital changed to NCADS ART Clinic 1  
 \* Social Health Clinic changed to NCADS ART Clinic 2  
 \* Preah Kossamak Hospital changed to NCADS\_AHF ART Clinic 3


\* PNS Tdong Khmum RH = Preah Norodom Sihanouk Tdong Khmum Hospital  
 \* CCF\_Tdong Khmum = Cambodia-China Friendship Tdong Khmum Hospital  
 \* CCF\_Sen Sok RH = Cambodia-China Friendship Sen Sok Referral Hospital.

Phnom Penh, 15 July 2024  
 Seen and Approved  
 NCHADS Director




Assit. Prof. Ouk Vichea

Phnom Penh, 15 July 2024  
 Checked by  
 Deputy Director




Dr. Samreth Sovannarith

Phnom Penh, 15 July 2024  
 Checked by  
 Head of Technical Bureau



Mr. Kim Bunna

Phnom Penh, 15 July 2024  
 Prepared by  
 Data Management Officer



Mr. Chea Chamnan



**Quarterly Report on HIV/AIDS and HCV-HIV Co-Infection, Quarter 2-2024**

\*\*\*\*\*

Provinces and Cities ART Services	Patients Transferred In during this quarter				Patients who Left Care during this Quarter																Number of all active patients at the end of this Quarter																				
	0 - 14		> 14		HIV Re-Tested NEGATIVE				Patients Transferd Out				Lost to Follow Up								Died				Active Pre-ART Patients				Active ART Patients				Total								
	Total				0 - 14		> 14		0 - 14		> 14		Pre-ART Patients				ART Patients				Pre-ART Patients				ART Patients				0 - 14		> 14			0 - 14		> 14					
	B	G	M	F	B	G	M	F	B	G	M	F	B	G	M	F	B	G	M	F	B	G	M	F	B	G	M	F	B	G	M	F		B	G	M	F	B	G	M	F
<b>1 Banteay Meanchey</b>																																									
1 Serei Sophon RH	0	0	4	5	9	0	0	0	0	0	0	17	8	0	0	0	0	0	0	3	2	0	0	0	0	0	0	2	2	34	0	0	0	0	6	9	724	634	1,373		
2 Mongkul Borey PH	0	0	2	4	6	0	0	0	0	2	2	11	1	0	0	0	0	0	0	0	1	0	0	0	0	0	0	5	0	22	0	0	0	0	5	5	471	471	952		
3 Poipet RH	0	0	7	2	9	0	0	0	0	0	0	2	1	0	0	0	0	0	0	2	2	0	0	0	0	0	0	1	3	11	0	0	0	0	9	6	680	710	1,405		
4 Thmor Puok RH	0	0	0	0	0	0	0	0	0	0	0	1	1	0	0	0	0	0	0	0	0	1	2	0	0	0	0	0	3	1	9	0	0	0	0	0	0	148	154	300	
5 Preah Netr Preah RH	0	0	0	0	0	0	0	0	0	0	0	4	1	0	0	0	0	0	0	0	0	0	0	0	0	0	0	0	1	6	0	0	0	0	0	0	83	89	172		
<b>2 Battambang</b>																																									
6 Moug Russey RH	0	0	3	1	4	0	0	0	0	0	0	4	2	0	0	0	0	0	0	2	5	0	0	0	0	0	0	3	1	17	0	0	0	0	5	4	317	351	677		
7 Battambang PH	0	0	9	5	14	0	0	0	0	1	5	9	6	0	0	0	0	0	0	0	28	13	0	0	1	0	0	0	10	0	73	0	0	0	0	34	27	1,702	1,524	3,287	
8 R5 Military Hospital	0	0	0	0	0	0	0	0	0	0	0	0	0	0	0	0	0	0	0	0	0	0	0	0	0	0	0	0	1	1	0	0	0	0	0	0	130	93	223		
9 Thmor Kol RH	0	0	0	3	3	0	0	0	0	0	0	1	2	0	0	0	0	0	0	0	13	5	0	0	0	0	0	0	2	1	24	0	0	0	0	0	0	401	454	855	
10 Sampov Loun RH	0	0	2	2	4	0	0	0	0	0	0	2	3	0	0	0	0	0	0	0	0	4	0	0	0	0	0	0	2	2	13	0	0	0	0	6	7	251	314	578	
11 Roka RH	0	0	1	1	2	0	0	0	0	1	1	1	0	0	0	0	0	0	0	0	2	0	0	0	0	0	0	0	1	6	0	0	0	0	8	6	108	143	265		
<b>3 Kampong Cham</b>																																									
12 Kampong Cham PH	0	1	4	1	6	0	0	0	0	0	1	12	8	0	0	0	0	1	1	6	8	0	0	0	0	1	0	5	2	45	0	0	0	0	14	25	1,059	1,044	2,142		
13 Choeung Prey RH	0	0	2	5	7	0	0	0	0	0	0	1	0	0	0	0	0	0	0	5	1	0	0	0	0	0	1	1	9	0	0	0	0	0	0	0	258	284	542		
14 Chamkar Leu RH	0	0	0	0	0	0	0	0	0	0	0	0	0	0	0	0	0	0	0	0	1	0	0	0	0	0	0	0	1	0	0	0	0	0	0	96	110	209			
15 Srey Santhor RH	0	0	0	1	1	0	0	0	0	0	0	1	0	0	0	0	0	0	0	0	0	0	0	0	0	0	0	0	1	2	0	0	0	0	0	0	92	118	210		
16 Batheay RH	0	0	1	0	1	0	0	0	0	0	0	0	0	0	0	0	0	0	0	0	0	0	0	0	0	0	0	0	0	0	0	0	0	0	0	0	34	23	57		
<b>4 Tbaung Khmum</b>																																									
17 Memut RH	0	0	3	1	4	0	0	0	0	0	0	1	0	0	0	0	0	0	0	1	1	0	0	0	0	0	0	1	0	4	0	0	0	0	3	2	185	193	383		
18 PNS Tbong Khmum RH	0	0	5	3	8	0	0	0	0	1	0	1	2	0	0	0	0	0	0	8	7	0	0	0	0	0	0	4	2	25	0	0	0	0	5	4	590	617	1,218		
19 CCF_Tbong Khmum	0	0	0	0	0	0	0	0	0	0	0	0	0	0	0	0	0	0	0	0	0	0	0	0	0	0	2	1	3	0	0	0	0	0	0	0	28	12	40		
<b>5 Kampong Chhnang</b>																																									
20 Kampong Chhnang PH	0	0	4	3	7	0	0	0	0	1	1	0	0	0	0	0	0	0	0	2	1	0	0	0	0	0	0	3	1	9	0	0	0	0	9	18	480	458	965		
21 Kampong Tralach RH	0	0	0	0	0	0	0	0	0	0	0	0	0	0	0	0	0	0	0	0	0	0	0	0	0	0	0	0	0	0	0	0	0	0	0	0	64	37	101		
<b>6 Kampong Speu</b>																																									
22 Kampong Speu PH	0	0	4	2	6	0	0	0	0	1	5	8	0	0	0	0	0	0	5	3	0	0	0	0	1	0	1	2	26	0	0	0	0	19	15	626	567	1,227			
23 Oudong RH	0	0	1	2	3	0	0	0	0	0	0	0	0	0	0	0	0	0	0	0	0	0	1	0	0	0	0	1	2	0	0	0	0	0	0	170	187	357			
24 Kong Plisey RH	0	0	0	4	4	0	0	0	0	0	0	0	0	0	0	0	0	0	0	0	0	0	0	0	0	0	2	1	3	0	0	0	0	0	0	193	203	396			
<b>7 Kampong Thom</b>																																									
25 Kampong Thom PH	0	0	2	1	3	0	0	0	0	0	0	12	4	0	0	0	0	0	10	5	0	0	0	0	0	0	5	3	39	0	0	0	0	9	12	366	382	769			
26 Baray Santhuk RH	0	0	2	3	5	0	0	0	0	0	0	2	1	0	0	0	0	0	5	0	0	0	0	0	0	0	2	0	10	0	0	0	0	0	0	141	169	310			
27 Stong RH	0	0	1	2	3	0	0	0	0	0	0	0	0	0	0	0	0	0	0	0	0	0	0	0	0	2	0	2	0	2	0	0	0	0	0	35	50	85			











**Quarterly Report on Positive Prevention, TB-HIV and Pregnancy Women, Quarter 2-2024**

Provinces and Cities ART Services	Number of Patients Receiving education on Positive Prevention during this Quarter					Number of patients screened for TB Symptoms during this Quarter								Number of patients started TPT during this Quarter					Number of patients Diagnosed TB (BK+/-, EP) during this Quarter					Number of patients Started TB Treatment during this quarter					Number of TB-HIV patients Started Cotrimoxazole during this quarter					Number of women on Care got pregnant during this Quarter		Number of Pregnant women reported:				
	0 - 14		> 14			0 - 14				> 14				0 - 14		> 14			0 - 14		> 14			0 - 14		> 14			Got pregnant before getting treatment	Got pregnant during treatment	Spontaneous abortion	Induced abortion								
	B	G	M	F	Total	(+)	(-)	(+)	(-)	Total	(+)	(-)	(+)	(-)	Total	(+)	(-)	(+)	(-)	Total	(+)	(-)	(+)	(-)	Total	(+)	(-)	Total												
	B	G	B	G	M	F	M	F	B	G	M	F	B	G	M	F	B	G	M	F	B	G	M	F	B	G	M	F	Total											
<b>1 Banteay Meanchey</b>																																								
1 Serei Sopon RH	0	0	380	305	685	0	0	5	7	0	1	377	301	691	0	0	19	4	23	0	0	0	2	2	0	0	0	2	2	0	0	0	14	5	19	0	0	0	0	
2 Mongkul Borey PH	0	0	351	342	693	0	0	1	2	0	0	234	271	508	0	0	4	3	7	0	0	0	0	0	0	0	0	0	0	0	0	0	0	3	2	5	0	0	0	0
3 Polpet RH	0	0	404	418	822	0	0	6	6	0	0	403	418	833	0	0	21	10	31	0	0	4	0	4	0	0	4	0	4	0	1	16	10	27	3	1	0	0		
4 Thmor Puok RH	0	0	104	108	212	0	0	0	0	0	0	94	100	194	0	0	1	0	1	0	0	1	0	1	0	0	1	0	1	0	0	2	0	2	0	0	0	0		
5 Preah Netr Preah RH	0	0	63	72	135	0	0	0	0	0	0	61	63	124	0	0	9	1	10	0	0	0	0	0	0	0	0	0	0	0	0	7	4	11	0	2	0	0		
<b>2 Battambang</b>																																								
6 Moung Russey RH	0	0	265	289	554	0	0	5	4	1	1	294	288	563	0	0	2	3	5	0	0	1	0	1	0	0	1	0	1	0	0	3	3	6	0	2	0	0		
7 Battambang PH	0	0	1,395	1,176	2,571	0	0	34	27	6	1	948	882	1,998	0	0	45	8	53	0	0	7	0	7	0	0	7	0	7	1	1	51	14	67	0	7	0	0		
8 R5 Military Hospital	0	0	129	91	220	0	0	0	0	0	0	129	91	220	0	0	0	2	2	0	0	0	0	0	0	0	0	0	0	0	0	0	0	0	0	0	0	0		
9 Thmor Kol RH	0	0	328	342	670	0	0	0	0	3	2	315	328	648	0	0	6	0	6	0	0	0	1	1	0	0	0	1	1	0	0	10	6	16	0	4	0	0		
10 Sampov Loun RH	0	0	224	262	486	0	0	0	3	0	0	224	262	489	0	0	4	2	6	0	0	0	0	0	0	0	0	0	0	0	0	2	2	4	0	1	0	0		
17 Roka RH	0	0	108	143	251	0	0	8	6	0	0	108	143	265	0	0	0	0	0	0	0	0	0	0	0	0	0	0	0	0	0	2	2	4	0	5	0	0		
<b>3 Kampong Cham</b>																																								
12 Kampong Cham PH	0	0	954	945	1,899	0	0	13	24	0	0	949	942	1,928	0	0	18	8	26	0	0	1	0	1	0	0	1	0	1	0	0	26	9	35	0	5	0	0		
13 Choeung Prey RH	0	0	245	271	516	0	0	0	0	0	0	178	185	363	0	0	10	10	20	0	0	0	0	0	0	0	0	0	0	0	0	2	3	5	1	2	0	0		
14 Chamkar Leu RH	0	0	84	84	168	0	0	0	0	0	0	83	84	167	0	0	5	2	7	0	0	0	0	0	0	0	0	0	0	0	0	3	2	5	0	0	0	0		
15 Srey Santhor RH	0	0	85	108	193	0	0	0	0	0	0	85	108	193	0	0	3	1	4	0	0	3	1	4	0	0	2	1	3	0	0	3	0	3	0	0	0	0		
16 Batheay RH	0	0	32	18	50	0	0	0	0	0	0	32	18	50	0	0	1	0	1	0	0	0	0	0	0	0	0	0	0	0	0	3	4	7	0	0	0	0		
<b>4 Tbaung Khmum</b>																																								
17 Memut RH	0	0	172	179	351	0	0	1	1	0	0	76	71	149	0	0	2	1	3	0	0	0	0	0	0	0	0	0	0	0	0	3	2	5	0	0	0	0		
18 PNS Tbong Khmum RH	0	0	556	569	1,125	0	0	3	3	1	0	554	569	1,130	0	0	11	11	22	0	0	0	0	0	0	0	0	0	0	0	0	15	5	20	0	3	0	0		
19 CCF_Tbong Khmum	0	0	28	12	40	0	0	0	0	0	0	28	12	40	0	0	0	0	0	0	0	0	0	0	0	0	0	0	0	0	0	2	0	2	0	0	0	0		
<b>5 Kampong Chhnang</b>																																								
20 Kampong Chhnang PH	0	0	422	379	801	0	0	9	18	0	0	422	379	828	0	0	22	7	29	0	0	0	0	0	0	0	0	0	0	0	0	66	45	111	0	3	0	0		
27 Kampong Tralach RH	0	0	61	32	93	0	0	0	0	0	0	60	32	92	0	0	2	1	3	0	0	0	0	0	0	0	0	0	0	0	0	2	0	2	0	0	0	0		
<b>6 Kampong Speu</b>																																								
22 Kampong Speu PH	0	0	559	479	1,038	0	0	2	2	0	0	542	459	1,005	0	1	25	5	31	0	0	0	0	0	0	0	0	0	0	0	1	15	2	18	0	1	0	0		
23 Oudong RH	0	0	138	151	289	0	0	0	0	0	0	123	128	251	0	0	5	6	11	0	0	0	0	0	0	0	0	0	0	0	0	4	4	8	0	0	0	0		
24 Kong Pisey RH	0	0	190	200	390	0	0	0	0	3	0	186	200	389	0	0	0	0	0	0	0	0	0	0	0	0	0	0	0	0	0	9	4	13	0	0	0	0		
<b>7 Kampong Thom</b>																																								
25 Kampong Thom PH	0	0	298	284	582	0	0	0	0	1	0	296	284	581	0	0	0	3	3	0	0	1	0	1	0	0	1	0	1	0	0	22	17	39	0	3	0	0		
26 Baray Santhuk RH	0	0	101	115	216	0	0	0	0	0	0	78	102	180	0	0	5	3	8	0	0	1	0	1	0	0	1	0	1	0	0	2	8	10	0	0	0	0		
27 Stong RH	0	0	35	50	85	0	0	0	0	0	0	35	50	85	0	0	0	0	0	0	0	0	0	0	0	0	0	0	0	0	0	0	0	0	0	0	0	0		



Provinces and Cities ART Services	Number of Patients Receiving education on Positive Prevention during this Quarter					Number of patients screened for TB Symptoms during this Quarter						Number of patients started TPT during this Quarter					Number of patients Diagnosed TB (BK+/-, EP) during this Quarter					Number of patients Started TB Treatment during this quarter					Number of TB-HIV patients Started Cotrimoxazole during this quarter					Number of women on Care got pregnant during this Quarter		Number of Pregnant women reported:						
	0 - 14		> 14			0 - 14			> 14			0 - 14		> 14			0 - 14		> 14			0 - 14		> 14			Got pregnant before getting treatment	Got pregnant during treatment	Spontaneous abortion	Induced abortion										
						(+)		(-)							0 - 14		> 14																							
	B	G	M	F	Total	B	G	B	G	M	F	M	F	Total	B	G	M	F	Total	B	G	M	F	Total	B	G	M	F	Total	B	G	M	F	Total						
<b>8 Kampot</b>																																								
28	Kampot PH	0	0	447	548	995	0	0	1	0	1	0	426	523	951	1	2	15	2	20	0	0	2	0	2	0	0	0	0	2	0	0	9	8	17	2	1	0	0	
29	Kampong Trach RH	0	0	439	526	965	0	0	5	12	0	0	439	519	975	0	0	5	2	7	0	0	0	0	2	0	0	0	0	2	0	1	9	10	20	0	0	0	0	
<b>9 Kandal</b>																																								
30	Chey Chum Neash PH	0	0	914	943	1,857	0	0	21	12	0	0	909	943	1,885	0	0	20	5	25	0	0	0	0	0	0	0	0	0	0	0	0	27	7	34	0	0	0	0	
31	Koh Thom RH	0	0	175	228	403	0	0	0	1	1	2	166	217	387	0	0	0	0	0	0	0	0	0	0	0	0	0	0	0	0	0	9	6	15	0	2	0	0	
32	Kean Svay RH	0	0	91	148	239	0	0	0	0	0	0	90	148	238	0	0	0	0	0	0	0	0	0	0	0	0	0	0	0	0	4	2	6	1	0	0	0		
<b>10 Koh Kong</b>																																								
33	Koh Kong PH	0	0	207	246	453	0	0	3	4	0	0	206	246	459	0	0	18	12	30	0	0	0	1	1	0	0	0	1	1	0	0	4	4	8	0	1	0	0	
34	Sre Ambil RH	0	0	118	153	271	0	0	5	3	0	0	118	153	279	0	0	1	3	4	0	0	0	0	0	0	0	0	0	0	0	0	0	0	0	0	0	0	0	
<b>11 Kratie</b>																																								
35	Kratie PH	0	0	284	319	603	0	0	2	4	0	0	279	311	596	0	0	0	0	0	0	0	0	0	0	0	0	0	0	0	0	0	0	2	0	2	0	1	0	0
<b>12 Phnom Penh</b>																																								
36	NCADS ART Clinic 1	0	0	2,076	1,334	3,410	0	0	4	10	0	0	2,076	1,332	3,422	0	0	126	38	164	0	0	2	1	3	0	0	2	1	3	1	0	69	13	83	0	3	0	0	
37	Calmette Hospital	0	0	592	580	1,172	0	0	0	0	0	0	590	576	1,166	0	0	10	4	14	0	0	0	0	0	0	0	0	0	0	0	0	18	5	23	0	1	0	0	
38	NCHADS_AHF ART Clinic 3	0	0	1,910	1,376	3,286	0	0	0	0	0	0	1,905	1,369	3,274	0	0	50	12	62	0	0	6	2	8	0	0	6	2	8	0	0	47	20	67	1	4	0	0	
39	National Pediatric Hospital	0	0	292	265	557	0	0	119	108	0	0	292	265	784	17	11	10	19	57	0	0	0	0	0	0	0	0	0	0	1	1	5	7	14	0	2	0	0	
40	Center of Hope	0	0	348	310	658	0	0	0	0	21	11	1,248	1,561	2,841	0	0	7	4	11	0	0	23	14	37	0	0	8	2	10	0	0	6	1	7	0	1	3	4	
41	Preah Ketomealea	0	0	595	557	1,152	0	0	0	0	0	0	595	556	1,151	0	0	35	25	60	0	0	0	0	0	0	0	0	0	0	0	0	2	0	2	0	0	0	0	
41	NCADS ART Clinic 2	0	0	1,005	980	1,985	0	0	2	1	1	0	997	973	1,974	0	0	3	2	5	0	0	0	0	0	0	0	0	0	0	0	0	8	7	15	0	0	0	0	
43	Chhouk Sar Clinic	0	0	2,526	393	2,919	0	0	1	2	2	0	2,523	392	2,920	0	0	164	5	169	0	0	4	0	4	0	0	4	0	4	0	0	200	14	214	2	1	0	0	
44	Samdach Ov RH	0	0	311	258	569	0	0	0	1	0	0	310	258	569	0	0	12	5	17	0	0	0	0	0	0	0	0	0	0	0	0	5	3	8	0	2	0	0	
45	Chbar Ampov RH	0	0	597	430	1,027	0	0	0	1	0	0	593	427	1,021	0	0	1	0	1	0	0	0	0	0	0	0	0	0	0	0	0	15	4	19	0	0	0	0	
46	Dang Kor RH	0	0	482	309	791	0	0	0	0	0	0	479	309	788	0	0	37	15	52	0	0	0	0	0	0	0	0	0	0	0	0	13	2	15	0	2	0	0	
47	Pochintong RH	0	0	726	484	1,210	0	0	0	0	0	0	713	470	1,183	0	0	36	6	42	0	0	2	0	2	0	0	2	0	2	0	0	27	6	33	0	3	0	0	
48	Chaktomuk RH	0	0	193	27	220	0	0	0	0	0	0	193	27	220	0	0	4	0	4	0	0	0	0	0	0	0	0	0	0	0	0	37	8	45	0	0	0	0	
49	CCF_Sen Sok RH	0	0	5	2	7	0	0	0	1	0	0	4	2	7	0	0	0	0	0	0	0	1	0	1	0	0	1	0	1	0	0	4	0	4	0	0	0	0	
<b>13 Prey Veng</b>																																								
50	Neak Loeng RH	0	0	381	613	994	0	0	9	14	0	0	381	613	1,017	1	1	3	2	7	0	0	1	0	1	0	0	1	0	1	0	0	7	4	11	0	0	0	0	
51	Prey Veng PH	0	0	423	456	879	0	0	12	11	0	0	423	456	902	0	0	5	1	6	0	0	0	0	0	0	0	0	0	0	0	0	6	20	26	1	0	0	0	
52	Pearaing RH	0	0	114	146	260	0	0	9	3	1	0	113	146	272	0	0	0	0	0	0	0	0	1	0	1	0	0	1	0	1	0	0	4	4	8	0	0	0	0
<b>14 Pursat</b>																																								
53	Sampov Meas PH	0	0	355	329	684	0	0	8	5	1	0	347	325	686	0	0	32	9	41	0	0	1	0	1	0	0	1	0	1	0	0	2	3	5	0	0	0	0	
54	Phnom Kravanh RH	0	0	101	108	209	0	0	0	0	0	0	101	108	209	0	0	0	0	0	0	0	0	0	0	0	0	0	0	0	0	0	0	0	0	0	0	0	0	0
55	Bakan RH	0	0	2	2	4	0	0	0	0	0	0	1	2	3	0	0	0	0	0	0	0	0	0	0	0	0	0	0	0	0	0	0	0	0	0	0	0	0	0
<b>15 Siem Reap</b>																																								
56	Siem Reap PH	0	0	1,985	1,598	3,583	0	0	0	0	3	0	1,965	1,583	3,551	0	0	59	10	69	0	0	10	1	11	0	0	10	1	11	0	0	73	23	96	1	11	2	1	
57	Komar Angkor Hospital	0	0	0	0	0	0	0	0	0	0	0	0	0	0	0	0	0	0	0	0	0	0	0	0	0	0	0	0	0	0	0	0	0	0	0	0	0	0	
58	Sotr Nikum RH	0	0	258	324	582	0	0	0	0	0	0	258	322	580	0	0	2	1	3	0	0	0	0	0	0	0	0	0	0	0	0	0	3	0	3	0	0	0	0
59	Kralanh RH	0	0	125	133	258	0	0	0	0	0	0	125	133	258	0	0	1	3	4	0	0	0	0	0	0	0	0	0	0	0	0	0	2	3	5	0	0	0	0



Provinces and Cities ART Services	Number of Patients Receiving education on Positive Prevention during this Quarter					Number of patients screened for TB Symptoms during this Quarter								Number of patients started TPT during this Quarter				Number of patients Diagnosed TB (BK+/-, EP) during this Quarter				Number of patients Started TB Treatment during this quarter				Number of TB-HIV patients Started Cotrimoxazole during this quarter				Number of women on Care got pregnant during this Quarter		Number of Pregnant women reported:				
	0 - 14		> 14			0 - 14				> 14				0 - 14		> 14		0 - 14		> 14		0 - 14		> 14		Got pregnant before getting treatment	Got pregnant during treatment	Spontaneous abortion	Induced abortion							
	B	G	M	F	Total	(+)	(-)	(+)	(-)	Total	B	G	M	F	Total	B	G	M	F	Total	B	G	M	F	Total					B	G	M	F	Total		
	B	G	M	F	Total	B	G	M	F	Total	B	G	M	F	Total	B	G	M	F	Total	B	G	M	F	Total	B	G	M	F	Total	B	G	M	F	Total	
<b>16 Preah Sihanouk</b>																																				
60	Sihanouk PH	0	0	855	649	1,504	0	0	2	2	2	0	846	644	1,496	0	0	12	9	21	0	0	3	1	4	0	0	3	1	4	1	0	50	12	63	
<b>17 Stung Treng</b>																																				
67	Stung Treng PH	0	0	182	173	355	0	0	2	1	0	0	181	172	356	0	0	5	1	6	0	0	0	0	0	0	0	0	0	0	0	0	0	0	3	3
<b>18 Svay Rieng</b>																																				
62	Svay Rieng PH	0	0	546	645	1,191	0	0	15	14	1	0	531	630	1,191	0	0	12	3	15	0	0	0	1	1	0	0	0	1	1	0	0	53	44	97	
63	Romeas Hek RH	0	0	81	85	166	0	0	0	0	1	1	74	77	153	0	0	3	4	7	0	0	0	0	0	0	0	0	0	0	0	0	23	23	46	
<b>19 Takeo</b>																																				
64	Daunkeo PH	0	0	489	558	1,047	0	0	24	25	0	1	473	536	1,059	0	0	43	36	79	0	0	2	0	2	0	0	1	0	1	0	0	11	8	19	
65	Ang Roka RH	0	0	201	224	425	0	0	1	1	0	0	200	224	426	0	0	18	22	40	0	0	1	1	2	0	0	1	1	2	0	0	3	0	3	
66	Kirivong RH	0	0	140	146	286	0	0	0	0	0	0	140	146	286	0	0	5	2	7	0	0	1	0	1	0	0	1	0	1	0	0	6	10	16	
67	Prey Kabas RH	0	0	88	127	215	0	0	0	0	0	0	88	127	215	0	0	0	0	0	0	0	0	0	0	0	0	0	0	0	0	0	0	0	0	
<b>20 Oddor Meanchey</b>																																				
68	Samraong PH	0	0	185	188	373	0	0	3	0	0	0	145	154	302	0	0	7	4	11	0	0	0	0	0	0	0	0	0	0	0	0	5	9	14	
69	Antlong Veng RH	0	0	96	129	225	0	0	8	6	0	0	94	126	232	0	0	1	4	5	0	0	0	0	0	0	0	0	0	0	0	0	4	5	9	
<b>21 Pailin</b>																																				
70	Pailin PH	0	0	73	97	170	0	0	0	2	0	0	73	97	172	0	0	2	0	2	0	0	0	0	0	0	0	0	0	0	0	0	0	0	0	
<b>22 Preah Vihear</b>																																				
71	16 Makara PH	0	0	168	184	352	0	0	0	1	0	0	41	45	87	0	0	11	14	25	0	0	1	0	1	0	0	1	0	1	1	0	7	5	13	
<b>23 Kep</b>																																				
72	Kep PH	0	0	40	56	96	0	0	0	3	0	0	37	50	90	0	0	0	0	0	0	0	0	0	0	0	0	0	0	0	0	0	2	2	4	
<b>24 Mondulkiri</b>																																				
73	Mondulkiri PH	0	0	34	43	77	0	0	1	5	0	0	34	43	83	0	0	1	2	3	0	0	0	0	0	0	0	0	0	0	0	2	2	4	4	
<b>25 Ratanakiri</b>																																				
74	Ratanakiri PH	0	0	93	92	185	0	0	3	5	0	1	93	90	192	0	0	0	1	1	0	0	0	0	0	0	0	0	0	0	0	0	0	0	0	
<b>TOTAL</b>		0	0	29,059	24,945	54,004	0	0	343	359	53	22	28,789	25,196	54,772	19	15	996	378	1,408	0	0	80	28	108	0	0	61	18	79	6	4	1,068	460	1,538	
																									15	94	5	5								

Phnom Penh, 15 July 2024  
Seen and Approved  
NCHADS Director

Phnom Penh, 15 July 2024  
Checked by  
Deputy Director

Phnom Penh, 15 July 2024  
Checked by  
Head of Technical Bureau

Phnom Penh, 15 July 2024  
Prepared by  
Data Management Unit

Assist. Prof. Ouk Vichea

Dr. Samreth Sovannarith

Dr. Kim Bunna

Mr. Chea Chamnan







Provinces and Cities ART Services	Number of Patients Tested for Anti-HCV during this Quarter								Number of Patients Tested for HCV Viral Load during this quarter												Number of Patients Start HCV Treatment during this quarter								Number of Patients Completed HCV Treatment during this Quarter				Number of Patients Tested for HCV Viral Load After 12 weeks of Completed Treatment (SVR 12) during this quarter																
	Positive				Negative				Total	Undetectable				Detectable				Waiting Result				Total	Newly Start treatment				Start treatment after failure				Total	0 - 14		> 14		Total	Undetectable				Detectable				Waiting Result				Total
	0 - 14		> 14		0 - 14		> 14			0 - 14		> 14		0 - 14		> 14		0 - 14		> 14			0 - 14		> 14		0 - 14		> 14			0 - 14		> 14			0 - 14		> 14										
	B	G	M	F	B	G	M	F		B	G	M	F	B	G	M	F	B	G	M	F		B	G	M	F	B	G	M	F		B	G	M	F		B	G	M	F	B	G	M	F	B	G	M	F	
<b>8 Kampot</b>																																																	
28	Kampot PH																																																
29	Kampong Trach RH																																																
<b>9 Kandal</b>																																																	
30	Chey Chum Neash PH																																																
31	Koh Thom RH																																																
32	Kean Svay RH																																																
<b>10 Koh Kong</b>																																																	
33	Koh Kong PH																																																
34	Sre Ambil RH																																																
<b>11 Kratie</b>																																																	
35	Kratie PH																																																
<b>12 Phnom Penh</b>																																																	
36	NCADS ART Clinic 1																																																
37	Calmette Hospital																																																
38	NCHADS_AHF ART Clinic 3																																																
39	National Pediatric Hospital																																																
40	Center of Hope																																																
41	Preah Ketomealea																																																
41	NCADS ART Clinic 2																																																
43	Chhouk Sar Clinic																																																
44	Samdach Ov RH																																																
45	Chbar Ampov RH																																																
46	Dang Kor RH																																																
47	Pochintong RH																																																
48	Chaklomuik RH																																																
49	CCF_Sen Sok RH																																																
<b>13 Prey Veng</b>																																																	
50	Neak Loeuang RH																																																
51	Prey Veng PH																																																
52	Pearaing RH																																																
<b>14 Pursat</b>																																																	
53	Sampov Meas PH																																																
54	Phnom Kravanh RH																																																
55	Bakan RH																																																
<b>15 Siem Reap</b>																																																	
56	Siem Reap PH																																																
57	Komar Angkor Hospital																																																
58	Sotr Nikum RH																																																
59	Kralanh RH																																																




Provinces and Cities ART Services	Number of Patients Tested for Anti-HCV during this Quarter									Number of Patients Tested for HCV Viral Load during this quarter									Number of Patients Start HCV Treatment during this quarter						Number of Patients Completed HCV Treatment during this Quarter				Number of Patients Tested for HCV Viral Load After 12 weeks of Completed Treatment (SVR 12) during this quarter																		
	Positive				Negative				Total	Undetectable				Detectable				Waiting Result				Total	Newly Start treatment		Start treatment after failure				Total	0 - 14		> 14		Total	Undetectable				Detectable				Waiting Result				Total
	0 - 14		> 14		0 - 14		> 14			0 - 14		> 14		0 - 14		> 14		0 - 14		> 14			0 - 14		> 14		0 - 14			> 14		0 - 14			> 14		0 - 14		> 14								
	B	G	M	F	B	G	M	F		B	G	M	F	B	G	M	F	B	G	M	F		B	G	M	F	B	G		M	F	B	G		M	F	B	G	M	F	B	G	M	F	B	G	
	<b>16 Preah Sihanouk</b>																																														
60	Sihanouk PH																																														
<b>17 Stung Treng</b>																																															
61	Stung Treng PH																																														
<b>18 Svay Rieng</b>																																															
62	Svay Rieng PH																																														
63	Romeas Hek RH																																														
<b>19 Takeo</b>																																															
64	Daunkeo PH																																														
65	Ang Roka RH																																														
66	Kiriwong RH																																														
67	Prey Kabas RH																																														
<b>20 Oddor Meanchey</b>																																															
68	Samraong PH																																														
69	Anlong Veng RH																																														
<b>21 Pailin</b>																																															
70	Pailin PH																																														
<b>22 Preah Vihear</b>																																															
71	18 Makara PH																																														
<b>23 Kep</b>																																															
72	Kep PH																																														
<b>24 Mondulkiri</b>																																															
73	Mondulkiri PH																																														
<b>25 Ratanakiri</b>																																															
74	Ratanakiri PH																																														
<b>TOTAL</b>																																															

Phnom Penh, 15 July 2024  
 Seen and Approved  
 NCHADS Director




Assist. Prof. Ouk Vichea

Phnom Penh, 15 July 2024  
 Checked by  
 Deputy Director




Dr. Samreth Sovannarith

Phnom Penh, 15 July 2024  
 Checked by  
 Head of Technical Bureau



Dr. Kim Bunna

Phnom Penh, 15 July 2024  
 Prepared by  
 Data Management Officer



Mr. Chea Chamnan