

មជ្ឈមណ្ឌលជាតិប្រយុទ្ធនឹងជំងឺអេដស៍ សើស្បែក និងកាមរោគ

National Center for HIV/AIDS Dermatology and STD

របាយការណ៍ប្រចាំត្រីមាសស្តីពីការព្យាបាលអ្នកជំងឺ HIV/AIDS និង HCV-HIV Co-Infection

Quarterly Report on HIV/AIDS and HCV-HIV Co-Infection

សរុបចំនួនខេត្ត-ក្រុង (Total Provinces/Cities)		25				
សរុបចំនួនសេវាព្យាបាល (Total Pre-ART/ART sites)		74				
ឆ្នាំ (Year)	2024	ត្រីមាសទី (Quarter)	3			
ប្រភេទ (Category)		អាយុ (Age)	ភេទ (Sex)		សរុប Total	
			ប្រុស Male	ស្រី Female		
ចំនួនអ្នកជំងឺសកម្មទាំងអស់ ទទួលបានការព្យាបាលរហូត ដល់ចុងត្រីមាសមុន (Number of All active patients at the end of preceding quarter)	អ្នកជំងឺសកម្ម Pre-ART ទាំងអស់ (Active Pre-ART)	0 - 14	0	0	0	
		>14	11	6	17	
	អ្នកជំងឺសកម្ម ART ទាំងអស់ (Active-ART)	0 - 14	492	513	1,005	
		>14	35,891	31,906	67,797	
សរុប Total			36,394	32,425	68,819	
ចំនួនអ្នកជំងឺថ្មីដែលបានចុះឈ្មោះទទួលបានការព្យាបាលក្នុងត្រីមាសនេះ (Number of New patients registered during this quarter)		0 - 14	8	12	20	
		>14	951	306	1,257	
		សរុប Total	959	318	1,277	
ចំនួនអ្នកជំងឺ Pre-ART ដែលបានធ្វើតេស្តរកមេរោគសារឡើងវិញ ក្នុងត្រីមាសនេះ (Number of Pre-ART patients Re-Tested for HIV during this quarter)		0 - 14	3	4	7	
		>14	690	186	876	
ចំនួនអ្នកជំងឺដែលបោះបង់ សេវា ហើយត្រឡប់មកវិញក្នុងត្រី មាសនេះ (Number of Lost to Follow Up patients who return in this quarter)	អ្នកជំងឺ Pre-ART (Pre-ART patients)	0 - 14	0	2	2	
		>14	1	1	2	
	អ្នកជំងឺ ART (ART patients)	0 - 14	5	3	8	
		>14	154	107	261	
សរុប Total			160	113	273	
ចំនួនអ្នកជំងឺដែលចាប់ផ្តើមព្យាបាលដោយឱសថ ARV នៅក្នុងត្រីមាសនេះ (Number of patients newly started ART during this quarter)		0 - 14	7	14	21	
		>14	948	307	1,255	
		សរុប Total	955	321	1,276	
ចំនួនអ្នកជំងឺដែលបានបញ្ជូនចូល នៅក្នុងត្រីមាសនេះ (Number of Patients transferred in during this quarter)		0 - 14	4	0	4	
		>14	226	156	382	
		សរុប Total	230	156	386	
ចំនួនអ្នកជំងឺដែលចាកចេញពី ការព្យាបាល ក្នុងត្រីមាសនេះ (Number of patients who left Care during quarter)	លទ្ធផលតេស្តសារឡើងវិញ អវិជ្ជមាន (HIV Re-Tested Negative)		0 - 14	0	0	0
			>14	0	0	0
	បញ្ជូនចេញ (Transferred Out)		0 - 14	34	25	59
			>14	231	140	371
	លះបង់ការព្យាបាល (Lost to Follow Up)	អ្នកជំងឺ Pre-ART (Pre-ART patients)	0 - 14	0	0	0
			>14	1	1	2
		អ្នកជំងឺ ART (ART patients)	0 - 14	9	6	15
			>14	401	229	630
	ស្លាប់ (Died)	អ្នកជំងឺ Pre-ART (Pre-ART patients)	0 - 14	0	0	0
			>14	6	2	8
អ្នកជំងឺ ART (ART patients)		0 - 14	0	1	1	
		>14	131	114	245	
សរុបអ្នកជំងឺដែលចាកចេញពីការព្យាបាលទាំងអស់			813	518	1331	

ចំនួនអ្នកជំងឺសកម្មទាំងអស់ ដែលកំពុងទទួលបានការ ព្យាបាលរហូតដល់ចុង ត្រីមាសនេះ (Number of All active patients at the end of this quarter)	អ្នកជំងឺសកម្ម Pre-ART ទាំងអស់ (Active Pre-ART)	0 - 14	0	0	0
		>14	7	3	10
	អ្នកជំងឺសកម្ម ART ទាំងអស់ (Active ART)	0 - 14	465	498	963
		>14	36,457	31,993	68,450
សរុប Total			36,929	32,494	69,423

G

ចំនួនអ្នកជំងឺទាំងអស់ដែលទទួលបានការអប់រំអំពីការបង្ការជាវិជ្ជមាន ក្នុងត្រីមាសនេះ (Number of patients receiving education on positive prevention during this quarter)	0 - 14	0	1	1
	>14	30,654	26,019	56,673

ចំនួនអ្នកជំងឺដែលបានពិនិត្យសុខភាពរករោគសញ្ញាជំងឺរបេង ក្នុងត្រីមាសនេះ (Number of patients who have been screened for TB Symptom during this quarter)	0 - 14	មាន (+)	1	0	1
		គ្មាន (-)	309	353	662
	>14	មាន (+)	46	28	74
		គ្មាន (-)	29,444	25,242	54,686

ចំនួនអ្នកជំងឺដែលបានចាប់ផ្តើមព្យាបាលបង្ការដោយ TPT (Started TPT) ក្នុងត្រីមាសនេះ (Total Number of Patients who started IPT during this quarter)	0 - 14	35	51	86
	>14	1,207	596	1,803

ចំនួនអ្នកជំងឺ ដែលបានធ្វើរោគវិនិច្ឆ័យថា មានកើតរបេង ក្នុងត្រីមាសនេះ (Number of active patients who diagnosed TB (BK+/-, EP) during this quarter)	0 - 14	0	0	0
	>14	70	28	98

ចំនួនអ្នកជំងឺ ដែលបានចាប់ផ្តើមព្យាបាលជំងឺរបេង ក្នុងត្រីមាសនេះ (Number of active patients who started TB Treatment during this quarter)	0 - 14	0	0	0
	>14	49	20	69

ចំនួនអ្នកជំងឺរបេង-អេដស៍ ដែលបានចាប់ផ្តើមព្យាបាលដោយ Cotrimoxazole (CPT) នៅក្នុង ត្រីមាសនេះ (Number of TB-HIV patients who Started Cotrimoxazole during this quarter)	0 - 14	4	4	8
	>14	1,091	562	1,653

ចំនួនស្ត្រីកំពុងព្យាបាល មានផ្ទៃពោះ ក្នុងត្រីមាសនេះ (Number of women on Care got pregnant during this quarter.)	មានផ្ទៃពោះ មុនមកទទួលបានការព្យាបាល	17	17
	កំពុងទទួលបានការព្យាបាល មានផ្ទៃពោះ	101	101

ចំនួនស្ត្រីមានផ្ទៃពោះ ដែលបានរាយការណ៍ថា (Number of pregnan women reported)	រលូត (Spontaneous abortion)	4	4
	រំលូត (Induced abortion)	2	2

ប្រភេទ (Category)	វិជ្ជមាន (Positive)	អាយុ (Age)	ភេទ (Sex)		សរុប Total	
			ប្រុស Male	ស្រី Female		
ចំនួនអ្នកធ្វើដំណើរបានធ្វើ Anti-HCV Test ក្នុងត្រីមាសនេះ (Number of Patients tested for Anti-HCV during this quarter)	វិជ្ជមាន (Positive)	0 - 14	0	0	0	
		> 14	66	9	75	
	អវិជ្ជមាន (Negative)	0 - 14	1	2	3	
		> 14	689	247	936	
ចំនួនអ្នកធ្វើដំណើរបានធ្វើ HCV Viral Load (Baseline) ក្នុងត្រីមាសនេះ (Number of Patients tested for HCV Viral Load during this quarter)	មានលទ្ធផល Undetectable	0 - 14	0	0	0	
		> 14	21	5	26	
	មានលទ្ធផល Detectable	0 - 14	0	0	0	
		> 14	48	1	49	
	រង់ចាំលទ្ធផល	0 - 14	0	0	0	
		> 14	16	7	23	
	សរុប			85	13	98
	ចំនួនអ្នកធ្វើដំណើរបានចាប់ផ្តើមទទួលការព្យាបាល HCV ក្នុងត្រីមាសនេះ (Number of Patients Start HCV Treatment during this quarter)	ចាប់ផ្តើមព្យាបាលថ្មី	0 - 14	0	0	0
> 14			70	1	71	
ចាប់ផ្តើមព្យាបាលបន្ទាប់ពីហាជីយ		0 - 14	0	0	0	
		> 14	0	0	0	
ចំនួនអ្នកធ្វើដំណើរបានបញ្ចប់ការព្យាបាល HCV ក្នុងត្រីមាសនេះ (Number of Patients Completed HCV Treatment during this quarter)		0 - 14	0	0	0	
		> 14	21	0	21	
ចំនួនអ្នកធ្វើដំណើរបានធ្វើ HCV Viral Load ក្រោយពេលបញ្ចប់ការព្យាបាល ១២សប្តាហ៍ (SVR-12) (Number of patient tested for HCV Viral Load after 12 weeks of completed treatment)	មានលទ្ធផល Undetectable	0 - 14	0	0	0	
		> 14	3	0	3	
	មានលទ្ធផល Detectable	0 - 14	0	0	0	
		> 14	0	0	0	
	រង់ចាំលទ្ធផល	0 - 14	0	0	0	
		> 14	3	0	3	
សរុប			6	0	6	

Phnom Penh, 30 October 2024

Phnom Penh, 21 October 2024

Phnom Penh, 18 October 2024

Seen and Approved

Checked by

Prepared by

NCHADS Director

Deputy Director

Head of Technical Bureau


Data Management Officer



Assist. Prof. Ouk Vichea



Dr. Samreth Sovannarith



Dr. Kim Bunna



Mr. Chea Chamnan

Quarterly Report on HIV/AIDS and HCV-HIV Co-Infection, Quarter 3-2024

Provinces and Cities ART Services	Number of all active patients at the end of Preceding Quarter									New Patients Registered during this Quarter					Number of Pre-ART patients Re-Tested for HIV					Patients Lost FU and Return in this quarter								Patients Newly Start ART during this quarter						
	Pre-ART Patients				ART Patients					0 - 14		> 14			0 - 14			> 14		Pre-ART Patients				ART Patients				0 - 14		> 14				
	0 - 14		> 14		0 - 14		> 14		Total	Total	Total	Total	0 - 14		> 14		Total	0 - 14		> 14		Total	0 - 14		> 14			Total						
	B	G	M	F	B	G	M	F					B	G	M	F		B	G	M	F		B	G	M	F	B		G	M	F	B	G	M
1 Banteay Meanchey																																		
1 Serei Sophon RH	0	0	0	0	7	8	724	634	1,373	0	0	12	1	13	0	0	0	0	0	0	0	0	0	0	0	1	1	2	0	0	12	1	13	
2 Mongkul Borey PH	0	0	0	0	5	5	471	471	952	0	1	6	2	9	0	0	0	0	0	0	0	0	0	0	0	1	1	0	1	6	2	9		
3 Poipet RH	0	0	0	0	9	6	680	710	1,405	0	0	16	11	27	0	0	16	11	27	0	0	0	0	0	0	2	2	4	0	0	16	11	27	
4 Thmor Puok RH	0	0	0	0	0	0	146	154	300	0	0	1	1	2	0	0	1	1	2	0	0	0	0	0	0	0	0	0	0	1	1	2		
5 Preah Netr Preah RH	0	0	0	0	0	0	83	89	172	0	0	4	3	7	0	0	0	1	1	0	0	0	0	0	0	0	0	0	0	4	3	7		
2 Battambang																																		
6 Moug Russey RH	0	0	0	0	5	4	317	351	677	0	0	7	4	11	0	0	7	4	11	0	0	0	0	0	0	3	2	5	0	0	7	4	11	
7 Battambang PH	0	0	0	0	34	27	1,704	1,522	3,287	0	1	33	15	49	0	1	33	15	49	0	0	0	0	0	0	9	11	20	0	1	33	15	49	
8 R5 Military Hospital	0	0	0	0	0	0	130	93	223	0	0	2	0	2	0	0	0	0	0	0	0	0	0	0	0	0	0	0	0	2	0	2		
9 Thmor Kol RH	0	0	0	0	0	0	401	454	855	0	0	10	4	14	0	0	10	4	14	0	0	0	0	0	0	2	1	3	0	0	10	4	14	
10 Sampov Loun RH	0	0	0	0	6	7	251	314	578	0	0	4	2	6	0	0	4	2	6	0	0	0	0	0	0	2	2	2	0	0	4	2	6	
11 Roka RH	0	0	0	0	8	6	108	143	265	0	0	0	0	0	0	0	0	0	0	0	0	0	0	0	0	1	1	0	0	0	0	0		
3 Kampong Cham																																		
12 Kampong Cham PH	0	0	0	0	14	25	1,059	1,044	2,142	0	1	16	4	21	0	0	0	0	0	0	0	0	0	0	5	4	9	0	1	16	4	21		
13 Choeng Prey RH	0	0	0	0	0	0	258	284	542	0	0	2	0	2	0	0	1	0	1	0	0	0	0	0	1	0	1	0	0	2	0	2		
14 Chamkar Leu RH	0	0	0	0	0	0	99	110	209	0	0	4	1	5	0	0	0	0	0	0	0	0	0	0	0	0	0	0	4	1	5			
15 Srey Santhor RH	0	0	0	0	0	0	92	118	210	0	0	5	0	5	0	0	2	0	2	0	0	0	0	0	1	0	1	0	0	5	0	5		
16 Batheay RH	0	0	0	0	0	0	34	23	57	0	0	4	0	4	0	0	0	0	0	0	0	0	0	0	0	0	0	0	0	4	0	4		
4 Tbaung Khmum																																		
17 Memut RH	0	0	0	0	3	2	185	193	383	0	0	2	0	2	0	0	0	0	0	0	0	0	0	0	0	0	0	0	0	2	0	2		
18 PNS Tbong Khmum RH	0	0	0	0	5	4	590	617	1,216	0	0	11	8	19	0	0	0	0	0	0	0	0	0	0	1	0	7	1	9	0	0	11	8	19
19 CCF_Tbong Khmum	0	0	0	0	0	0	28	12	40	0	1	11	2	14	0	0	0	0	0	0	0	0	0	0	0	0	0	0	1	11	2	14		
5 Kampong Chhnang																																		
20 Kampong Chhnang PH	0	0	0	0	9	18	480	458	965	0	0	19	4	23	0	0	0	0	0	0	0	0	0	0	1	3	2	6	0	0	19	4	23	
21 Kampong Tralach RH	0	0	0	0	0	0	64	37	101	0	0	3	3	6	0	0	0	0	0	0	0	0	0	0	0	0	0	0	0	3	3	6		
6 Kampong Speu																																		
22 Kampong Speu PH	0	0	0	0	19	15	626	567	1,227	0	0	24	4	28	0	0	0	0	0	0	0	0	0	0	2	2	4	0	0	24	4	28		
23 Oudong RH	0	0	0	0	0	0	170	187	357	0	0	2	1	3	0	0	1	0	1	0	0	0	0	0	0	1	1	0	0	2	1	3		
24 Kong Pisey RH	0	0	0	0	0	0	193	203	396	0	0	5	3	8	0	0	0	0	0	0	0	0	0	0	0	0	0	0	0	5	3	8		
7 Kampong Thom																																		
25 Kampong Thom PH	0	0	0	0	9	12	366	382	769	0	0	15	4	19	0	0	15	4	19	0	0	0	0	0	0	4	2	6	0	0	15	4	19	
26 Baray Santhuk RH	0	0	0	0	0	0	141	169	310	0	0	5	2	7	0	0	5	2	7	0	0	0	0	0	0	1	0	1	0	0	5	2	7	
27 Stong RH	0	0	0	0	0	0	35	50	85	0	0	3	0	3	0	0	3	0	3	0	0	0	0	0	0	0	0	0	0	3	0	3		

Provinces and Cities ART Services	Number of all active patients at the end of Preceding Quarter									New Patients Registered during this Quarter					Number of Pre-ART patients Re-Tested for HIV					Patients Lost FU and Return in this quarter										Patients Newly Start ART during this quarter							
	Pre-ART Patients				ART Patients					Total	0 - 14		> 14			Total	0 - 14		> 14			Total	Pre-ART Patients				ART Patients				Total	0 - 14		> 14			Total
	0 - 14		> 14		0 - 14		> 14				0 - 14		> 14				0 - 14		> 14				0 - 14		> 14		0 - 14		> 14			0 - 14		> 14			
	B	G	M	F	B	G	M	F	Total	B	G	M	F	Total	B	G	M	F	Total	B	G	M	F	B	G	M	F	Total	B	G	M	F	Total	B	G	M	F
8 Kampot																																					
28	Kampot PH	0	0	0	0	11	12	515	600	1,138	0	1	9	4	14	0	1	9	4	14	0	0	0	0	0	1	1	1	3	0	1	9	4	14			
29	Kampong Trach RH	0	0	1	1	5	13	548	635	1,203	0	0	3	2	5	0	0	3	2	5	0	0	0	0	0	0	1	0	1	0	0	4	3	7			
9 Kandal																																					
30	Chey Chum Neash PH	0	0	1	0	21	13	952	982	1,969	0	1	17	13	31	0	0	0	0	0	0	0	0	0	0	1	5	6	0	1	18	12	31				
31	Koh Thom RH	0	0	0	0	3	3	196	249	451	0	0	6	1	7	0	0	0	0	0	0	0	0	0	0	0	0	0	0	0	6	1	7				
32	Kean Svay RH	0	0	0	0	0	0	91	148	239	0	0	1	0	1	0	0	0	0	0	0	0	0	0	0	0	0	0	0	0	1	0	1				
10 Koh Kong																																					
33	Koh Kong PH	0	0	0	0	3	8	327	375	713	1	0	2	4	7	0	0	0	0	0	0	0	0	0	0	0	0	0	1	0	2	4	7				
34	Sre Ambil RH	0	0	0	0	5	3	134	168	310	1	0	1	2	4	0	0	0	1	1	0	0	0	0	0	1	1	2	1	0	1	2	4				
11 Kratie																																					
35	Kratie PH	0	0	0	0	5	5	312	327	649	0	0	6	3	9	0	0	0	0	0	0	0	0	0	0	1	1	2	0	0	6	3	9				
12 Phnom Penh																																					
36	NCADS ART Clinic 1	0	0	0	0	5	10	2,277	1,511	3,803	0	1	69	13	83	0	1	69	13	83	0	0	0	0	1	0	15	2	18	0	1	69	13	83			
37	Caimette Hospital	0	0	0	0	0	0	847	793	1,540	0	0	11	6	17	0	0	9	5	14	0	0	0	0	0	1	1	2	0	0	11	6	17				
38	NCHADS_AHF ART Clinic 3	0	0	2	3	0	0	2,140	1,535	3,680	0	0	64	6	70	0	0	62	6	68	0	0	0	0	0	17	5	22	0	0	65	9	74				
39	National Pediatric Hospital	0	0	0	0	119	109	297	267	792	2	2	0	1	5	0	1	0	0	1	0	2	1	0	1	0	9	1	14	1	4	1	1	7			
40	Center of Hope	0	0	1	1	0	0	1,551	1,805	3,358	0	0	10	5	15	0	0	10	1	11	0	0	0	1	0	0	7	11	19	0	0	9	4	13			
41	Preah Ketomealea	0	0	0	0	0	0	645	592	1,237	0	0	5	4	9	0	0	0	0	0	0	0	0	0	0	1	0	1	0	0	5	4	9				
42	NCADS ART Clinic 2	0	0	0	0	2	4	1,151	1,147	2,304	0	0	8	1	9	0	0	8	1	9	0	0	0	0	0	0	2	3	5	0	0	8	1	9			
43	Chhouk Sar Clinic	0	0	0	0	1	4	2,985	498	3,488	1	0	157	18	176	1	0	155	18	174	0	0	0	0	1	0	18	2	21	1	0	155	18	174			
44	Samdach Ov RH	0	0	0	0	0	0	409	343	752	0	0	6	5	11	0	0	6	5	11	0	0	0	0	0	0	0	0	0	0	6	5	11				
45	Chbar Ampov RH	0	0	0	0	0	0	698	513	1,211	0	0	41	10	51	0	0	41	10	51	0	0	0	0	0	5	1	6	0	0	41	10	51				
46	Dang Kor RH	0	0	0	0	0	0	531	361	892	0	0	40	9	49	0	0	38	7	45	0	0	0	0	0	0	0	0	0	0	40	9	49				
47	Pochintong RH	0	0	0	0	0	0	847	576	1,423	0	0	33	9	42	0	0	33	9	42	0	0	0	0	0	0	2	3	5	0	0	33	9	42			
48	Chaktomuk RH	0	0	0	0	0	0	193	27	220	0	0	9	5	14	0	0	9	5	14	0	0	0	0	0	2	1	3	0	0	9	5	14				
49	CCF_Sen Sok RH	0	0	1	0	0	0	4	2	7	0	0	6	2	8	0	0	6	2	8	0	0	0	0	0	0	0	0	0	0	0	7	2	9			
13 Prey Veng																																					
50	Neak Loeung RH	0	0	0	0	16	19	579	867	1,481	0	0	8	5	13	0	0	0	0	0	0	0	0	0	0	0	1	1	0	0	8	5	13				
51	Prey Veng PH	0	0	0	0	12	11	522	576	1,121	2	0	14	6	22	2	0	14	6	22	0	0	0	0	0	0	0	0	0	0	14	6	22				
52	Pearaing RH	0	0	0	0	9	6	115	153	283	0	0	5	1	6	0	0	0	0	0	0	0	0	0	0	0	0	0	0	0	5	1	6				
14 Pursat																																					
53	Sampov Meas PH	0	0	0	0	11	6	560	535	1,112	0	0	12	2	14	0	0	10	2	12	0	0	0	0	0	0	2	2	4	0	0	12	2	14			
54	Phnom Kravanh RH	0	0	0	0	0	0	117	123	240	0	0	0	1	1	0	0	0	0	0	0	0	0	0	0	0	0	0	0	0	0	1	1	2			
55	Bakan RH	0	0	0	0	0	0	75	84	159	0	0	5	2	7	0	0	0	0	0	0	0	0	0	0	0	0	0	0	0	5	2	7				
15 Siem Reap																																					
56	Siem Reap PH	0	0	3	1	0	0	2,161	1,724	3,889	0	0	53	20	73	0	0	38	15	53	0	0	0	0	0	0	12	8	20	0	0	49	20	69			
57	Komar Angkor Hospital	0	0	0	0	40	48	0	0	88	0	1	0	0	1	1	0	0	0	1	0	0	0	0	1	1	0	0	2	0	1	0	0	1			
58	Sotr Nikum RH	0	0	0	0	0	0	311	369	680	0	0	10	2	12	0	0	10	2	12	0	0	0	0	0	0	1	2	3	0	0	10	2	12			
59	Kralanh RH	0	0	0	0	0	0	145	155	300	0	0	3	1	4	0	0	2	1	3	0	0	0	0	0	0	0	0	0	0	0	2	1	3			


Provinces and Cities ART Services	Number of all active patients at the end of Preceding Quarter									New Patients Registered during this Quarter					Number of Pre-ART patients Re-Tested for HIV					Patients Lost FU and Return in this quarter							Patients Newly Start ART during this quarter											
	Pre-ART Patients				ART Patients					Total	0 - 14		> 14			Total	0 - 14		> 14			Total	Pre-ART Patients				ART Patients			Total	0 - 14		> 14			Total		
	0 - 14		> 14		0 - 14		> 14				0 - 14		> 14				0 - 14		> 14				0 - 14		> 14		0 - 14		> 14									
	B	G	M	F	B	G	M	F	Total	B	G	M	F	Total	B	G	M	F	Total	B	G	M	F	Total	B	G	M	F	Total	B	G	M	F	Total	B	G	M	F
16 Preah Sihanouk																																						
60	Sihanouk PH	0	0	2	0	17	11	1,232	1,010	2,272	0	0	39	14	53	0	0	36	13	49	0	0	0	0	0	0	0	1	3	4	0	0	40	14	54			
17 Stung Treng																																						
61	Stung Treng PH	0	0	0	0	8	8	214	204	434	0	0	5	4	9	0	0	5	4	9	0	0	0	0	0	0	0	1	1	0	0	5	4	9				
18 Svay Rieng																																						
62	Svay Rieng PH	0	0	0	0	15	14	571	684	1,284	0	0	13	5	18	0	0	13	5	18	0	0	0	0	0	0	1	1	2	0	0	13	5	18				
63	Romeas Hek RH	0	0	0	0	1	1	102	108	212	0	0	2	3	5	0	0	1	2	3	0	0	0	0	0	0	2	2	0	0	2	2	4					
19 Takeo																																						
64	Daunkeo PH	0	0	0	0	24	29	669	787	1,509	0	0	14	10	24	0	0	0	0	0	0	0	0	0	0	2	6	8	0	0	14	10	24					
65	Ang Roka RH	0	0	0	0	1	1	209	229	440	0	0	2	2	4	0	0	0	0	0	0	0	0	0	0	1	3	4	0	0	2	2	4					
66	Kirivong RH	0	0	0	0	1	0	238	296	535	0	1	7	4	12	0	0	0	0	0	0	0	0	0	0	3	3	0	1	7	4	12						
67	Prey Kabas RH	0	0	0	0	0	0	121	170	291	0	0	2	1	3	0	0	0	0	0	0	0	0	0	0	1	0	1	0	0	2	1	3					
20 Oddor Meanchey																																						
68	Samraong PH	0	0	0	0	6	4	187	197	394	0	0	6	2	8	0	0	4	2	6	0	0	0	0	0	0	1	1	2	0	0	6	2	8				
69	Anlong Veng RH	0	0	0	0	6	6	101	131	244	0	0	4	7	11	0	0	0	1	1	0	0	0	0	0	0	1	1	0	0	4	7	11					
21 Pailin																																						
70	Pailin PH	0	0	0	0	1	2	177	231	411	0	0	1	0	1	0	0	1	0	1	0	0	0	0	0	0	0	0	0	0	0	1	0	1				
22 Preah Vihear																																						
71	16 Makara PH	0	0	0	0	5	7	182	189	383	1	1	9	5	16	0	0	0	0	0	0	0	0	0	0	4	1	5	1	1	8	5	15					
23 Kep																																						
72	Kep PH	0	0	0	0	0	4	42	58	104	0	0	0	1	1	0	0	0	0	0	0	0	0	0	0	1	0	1	0	0	0	1	1					
24 Mondulkiri																																						
73	Mondulkiri PH	0	0	0	0	1	5	34	44	84	0	0	3	1	4	0	0	0	0	0	0	0	0	0	0	2	0	2	0	0	3	1	4					
25 Ratanakiri																																						
74	Ratanakiri PH	0	0	0	0	5	8	142	139	294	0	0	4	5	9	0	0	0	0	0	0	0	0	0	0	0	1	1	0	0	4	5	9					
TOTAL		0	0	11	6	492	513	35,891	31,906	68,819	8	12	951	306	1,277	3	4	690	186	883	0	2	1	1	5	3	154	107	273	7	14	948	307	1,276				


* Khmer-Soviet Friendship Hospital changed to NCADS ART Clinic 1
 * Social Health Clinic changed to NCADS ART Clinic 2
 * Preah Kosomak Hospital changed to NCADS_AHF ART Clinic 3


* PNS Tbong Khmum RH = Preah Norodom Sihanouk Tbong Khmum Hospital
 * CCF_Tbong Khmum = Cambodia-China Friendship Tbong Khmum Hospital
 * CCF_Sen Sok RH = Cambodia-China Friendship Sen Sok Referral Hospital

Phnom Penh, 30 October 2024
 Seen and Approved
 NCADS Director

 Assist. Prof. Ouk Vichea

Phnom Penh, 21 October 2024
 Checked by
 Deputy Director

 Dr. Samreth Sovannarith

Phnom Penh, 21 October 2024
 Checked by
 Head of Technical Bureau

 Dr. Kim Bunna

Phnom Penh, 18 October 2024
 Prepared by
 Data Management Officer

 Mr. Chea Chamnan

Quarterly Report on HIV/AIDS and HCV-HIV Co-Infection, Quarter 3-2024

Provinces and Cities ART Services	Patients Transferred In during this quarter				Patients who Left Care during this Quarter																Number of all active patients at the end of this Quarter																						
	0 - 14		> 14		HIV Re-Tested NEGATIVE				Patients Transferd Out				Lost to Follow Up								Died				Active Pre-ART Patients				Active ART Patients				Total										
	0 - 14		> 14		0 - 14		> 14		0 - 14		> 14		Pre-ART Patients				ART Patients				Pre-ART Patients		ART Patients		0 - 14		> 14		0 - 14		> 14												
	B G M F		B G M F		B G M F		B G M F		B G M F		B G M F		B G M F		B G M F		B G M F		B G M F		B G M F		B G M F		B G M F		B G M F		B G M F														
	0 - 14		> 14		0 - 14		> 14		0 - 14		> 14		0 - 14		> 14		0 - 14		> 14		0 - 14		> 14		0 - 14		> 14		0 - 14		> 14												
B G M F		B G M F		B G M F		B G M F		B G M F		B G M F		B G M F		B G M F		B G M F		B G M F		B G M F		B G M F		B G M F		B G M F		B G M F		B G M F													
1 Banteay Meanchey																																											
1 SereI Sophon RH	0	0	13	1	14	0	0	0	0	0	0	12	6	0	0	0	0	0	0	0	0	2	0	0	0	0	0	0	0	1	2	23	0	0	0	0	7	8	737	627	1,379		
2 Mongkul Borey PH	0	0	0	0	0	0	0	0	0	0	0	5	3	0	0	0	0	0	0	0	0	0	0	0	0	0	0	0	3	3	14	0	0	0	0	5	8	468	468	948			
3 Poipet RH	0	0	7	5	12	0	0	0	0	2	1	0	0	0	0	0	0	0	0	0	0	0	0	12	5	0	0	0	0	0	0	3	3	26	0	0	0	0	7	5	690	720	1,422
4 Thmor Puok RH	0	0	1	1	2	0	0	0	0	0	0	1	1	0	0	0	0	0	0	0	0	0	0	1	2	0	0	0	0	0	0	1	2	8	0	0	0	0	0	0	145	151	296
5 Preah Netr Preah RH	0	0	1	0	1	0	0	0	0	0	0	1	0	0	0	0	0	0	0	0	0	0	0	0	0	0	0	0	0	0	0	0	0	0	0	0	0	0	0	87	90	177	
2 Battambang																																											
6 Moung Russey RH	0	0	4	2	6	0	0	0	0	0	0	1	1	0	0	0	0	0	0	0	0	5	3	0	0	0	0	0	0	0	0	10	0	0	0	0	5	4	325	355	689		
7 Battambang PH	0	0	10	10	20	0	0	0	0	4	3	9	3	0	0	0	0	0	0	0	0	23	12	0	0	0	0	0	7	3	64	0	0	0	0	30	25	1,717	1,540	3,312			
8 R5 Military Hospital	0	0	0	0	0	0	0	0	0	0	0	1	0	0	0	0	0	0	0	0	0	0	0	0	0	0	0	0	1	0	2	0	0	0	0	0	0	131	92	223			
9 Thmor Kol RH	0	0	3	0	3	0	0	0	0	0	0	0	1	0	0	0	0	0	0	0	0	3	4	0	0	0	0	0	1	1	10	0	0	0	0	0	0	412	453	865			
10 Sampov Lou RH	0	0	1	1	2	0	0	0	0	1	2	2	0	0	0	0	0	0	0	0	0	4	0	0	0	0	0	0	2	1	12	0	0	0	0	6	6	252	312	576			
11 Roka RH	0	0	3	0	3	0	0	0	0	1	0	0	0	0	0	0	0	0	0	0	0	1	2	0	0	0	0	0	0	0	4	0	0	0	0	7	6	110	142	265			
3 Kampong Cham																																											
12 Kampong Cham PH	0	0	3	2	5	0	0	0	0	1	0	6	4	0	0	0	0	0	0	0	0	7	6	0	0	0	0	0	5	2	32	0	0	0	0	13	26	1,064	1,042	2,145			
13 Choeung Prey RH	0	0	0	1	1	0	0	0	0	0	0	2	1	0	0	0	0	0	0	0	0	2	2	0	0	0	0	0	0	3	10	0	0	0	0	0	0	257	279	536			
14 Chamkar Leu RH	0	0	0	1	1	0	0	0	0	0	1	0	0	0	0	0	0	0	0	0	0	0	0	0	0	0	0	1	0	2	0	0	0	0	0	0	101	112	213				
15 Srey Santhor RH	0	0	0	0	0	0	0	0	0	0	0	1	0	0	0	0	0	0	0	0	0	0	0	0	0	0	0	0	1	2	4	0	0	0	0	0	0	97	115	212			
16 Batheay RH	0	0	0	0	0	0	0	0	0	0	0	1	0	0	0	0	0	0	0	0	0	0	0	0	0	0	0	0	1	2	2	0	0	0	0	0	0	38	21	69			
4 Tbaung Khmum																																											
17 Memut RH	0	0	1	0	1	0	0	0	0	0	0	4	2	0	0	0	0	0	0	0	0	1	0	0	0	0	0	0	2	0	9	0	0	0	0	3	2	182	190	377			
18 PNS Tbong Khmum RH	0	0	5	5	10	0	0	0	0	1	1	1	1	0	0	0	0	1	0	8	6	0	0	0	0	0	0	0	3	2	23	0	0	0	0	5	3	601	622	1,231			
19 CCF_Tbong Khmum	0	0	0	0	0	0	0	0	0	0	1	0	0	0	0	0	0	0	0	2	1	0	0	0	0	0	0	0	0	0	4	0	0	0	0	0	1	36	13	50			
5 Kampong Chhnang																																											
20 Kampong Chhinang PH	0	0	3	8	11	0	0	0	0	2	3	3	4	0	0	0	0	0	0	1	1	0	0	0	0	0	0	1	1	16	0	0	0	0	7	16	500	466	989				
21 Kampong Tralach RH	0	0	0	2	2	0	0	0	0	0	0	0	0	0	0	0	0	0	0	0	0	0	0	0	0	0	0	0	0	0	0	0	0	0	0	0	0	67	42	109			
6 Kampong Speu																																											
22 Kampong Speu PH	0	0	1	3	4	0	0	0	0	1	0	5	7	0	0	0	0	0	0	5	2	0	0	0	0	0	0	4	2	26	0	0	0	0	18	15	639	565	1,237				
23 Oudong RH	0	0	2	3	5	0	0	0	0	0	0	0	2	0	0	0	0	0	0	1	0	0	0	0	0	0	0	1	0	4	0	0	0	0	0	0	172	190	362				
24 Kong Pisey RH	0	0	3	3	6	0	0	0	0	0	0	0	0	0	0	0	0	0	0	0	0	0	0	0	0	0	0	2	1	3	0	0	0	0	0	0	189	208	407				
7 Kampong Thom																																											
25 Kampong Thom PH	0	0	4	2	6	0	0	0	0	1	0	6	4	0	0	0	0	0	0	8	5	0	0	0	0	0	0	3	3	30	0	0	0	0	8	12	372	378	770				
26 Baray Santhuk RH	0	0	1	2	3	0	0	0	0	0	0	0	0	0	0	0	0	0	0	1	0	0	0	0	0	0	0	0	1	2	0	0	0	0	0	0	147	172	319				
27 Stong RH	0	0	4	1	5	0	0	0	0	0	0	0	0	0	0	0	0	0	0	2	0	0	0	0	0	0	0	0	0	2	0	0	0	0	0	0	42	49	91				

Provinces and Cities ART Services	Patients Transferred In during this quarter				Total	Patients who Left Care during this Quarter																Total	Number of all active patients at the end of this Quarter								Total									
	0 - 14		> 14			HIV Re-Tested NEGATIVE				Patients Transferd Out				Lost to Follow Up									Died				Active Pre-ART Patients					Active ART Patients								
	0 - 14		> 14			0 - 14		> 14		0 - 14		> 14		Pre-ART Patients				ART Patients					Pre-ART Patients		ART Patients		0 - 14		> 14			0 - 14		> 14						
	0 - 14		> 14			0 - 14		> 14		0 - 14		> 14		0 - 14		> 14		0 - 14		> 14			0 - 14		> 14		0 - 14		> 14			0 - 14		> 14						
	B	G	M	F		B	G	M	F	B	G	M	F	B	G	M	F	B	G	M	F		B	G	M	F	B	G	M	F		B	G	M	F	B	G	M	F	
8 Kampot																																								
28	Kampot PH	0	0	1	4	5	0	0	0	0	0	0	7	1	0	0	0	0	0	0	5	1	0	0	0	0	0	0	6	4	24	0	0	0	0	11	14	508	603	1,136
29	Kampong Trach RH	0	0	0	1	1	0	0	0	0	0	0	2	1	0	0	0	0	0	0	10	4	0	0	0	0	0	0	4	3	24	0	0	0	0	5	13	537	631	1,166
9 Kandal																																								
30	Chey Chum Neash PH	1	0	7	7	15	0	0	0	0	1	1	4	1	0	0	0	0	0	0	11	15	0	0	0	0	0	0	2	1	36	0	0	0	1	21	13	961	989	1,955
31	Koh Thom RH	0	0	1	0	1	0	0	0	0	0	0	0	0	0	0	0	0	0	8	6	0	0	0	0	0	0	3	2	19	0	0	0	0	3	3	192	242	440	
32	Kean Svay RH	0	0	1	0	1	0	0	0	0	0	0	2	1	0	0	0	0	0	0	0	0	0	0	0	0	0	0	1	6	0	0	0	0	0	0	91	144	235	
10 Koh Kong																																								
33	Koh Kong PH	0	0	8	12	20	0	0	0	1	2	2	1	0	0	0	0	0	0	3	2	0	0	0	0	0	0	2	1	14	0	0	0	0	3	6	330	387	726	
34	Sre Ambil RH	0	0	2	0	2	0	0	0	1	0	2	8	0	0	0	0	0	0	1	2	0	0	0	0	0	0	0	0	14	0	0	0	0	5	3	135	161	304	
11 Kratie																																								
35	Kratie PH	0	0	1	2	3	0	0	0	0	1	1	0	0	0	0	0	0	0	2	1	0	0	0	0	0	0	0	1	6	0	0	0	0	5	4	317	331	657	
12 Phnom Penh																																								
36	NCADS ART Clinic 1	0	0	6	1	7	0	0	0	1	0	9	1	0	0	0	1	0	30	11	0	0	0	0	0	1	9	7	70	0	0	0	0	4	10	2,319	1,508	3,841		
37	Calmette Hospital	0	0	0	2	2	0	0	0	0	0	0	0	0	0	0	0	5	1	0	0	0	0	0	0	3	5	14	0	0	0	0	0	0	851	796	1,647			
38	NCHADS_AHF ART Clinic 3	0	0	10	2	12	0	0	0	0	0	6	5	0	0	0	0	21	8	0	0	0	0	0	0	4	4	48	0	0	1	0	0	2,201	1,534	3,736				
39	National Pediatric Hospital	1	0	6	6	13	0	0	0	4	4	3	1	0	0	0	2	5	15	9	0	0	0	0	0	0	0	43	0	0	0	0	116	104	295	265	780			
40	Center of Hope	0	0	0	0	0	0	0	0	0	9	1	0	0	0	1	0	0	17	20	0	0	0	1	0	0	2	0	51	0	0	1	1	0	1,540	1,799	3,341			
41	Preah Ketomealea	0	0	0	0	0	0	0	0	0	2	1	0	0	0	0	0	1	4	0	0	0	0	0	0	1	0	9	0	0	0	0	0	647	591	1,238				
42	NCADS ART Clinic 2	0	0	5	1	6	0	0	0	0	4	2	0	0	0	0	0	4	7	0	0	0	0	0	3	4	24	0	0	0	0	2	4	1,155	1,139	2,300				
43	Chhouk Sar Clinic	0	0	5	2	7	0	0	0	1	1	22	6	0	0	0	0	63	7	0	0	1	0	0	0	3	104	0	0	1	0	2	3	3,078	504	3,588				
44	Samdach Ov RH	0	0	0	1	1	0	0	0	0	3	1	0	0	0	0	0	3	3	0	0	0	0	0	1	1	12	0	0	0	0	0	408	344	752					
45	Chbar Ampov RH	0	0	3	2	5	0	0	0	0	4	2	0	0	0	0	0	14	7	0	0	0	0	0	2	0	29	0	0	0	0	0	727	517	1,244					
46	Dang Kor RH	0	0	11	4	15	0	0	0	0	5	4	0	0	0	0	5	3	0	0	0	0	0	0	3	0	20	0	0	0	0	0	569	367	936					
47	PochIntong RH	0	0	8	3	11	0	0	0	0	5	7	0	0	0	0	16	4	0	0	0	0	0	3	1	36	0	0	0	0	0	0	886	579	1,445					
48	Chaktomuk RH	0	0	2	1	3	0	0	0	0	3	1	0	0	0	0	3	2	0	0	0	0	0	0	0	0	9	0	0	0	0	0	200	31	231					
49	CCF_Sen Sok RH	0	0	2	2	4	0	0	0	0	0	0	0	0	0	0	0	0	0	0	0	0	0	0	0	0	0	0	0	0	0	0	13	6			19			
13 Prey Veng																																								
49	Neak Loueng RH	0	0	2	3	5	0	0	0	1	1	3	2	0	0	0	0	1	3	0	0	0	0	0	0	2	2	15	0	0	0	0	15	18	583	869	1,485			
50	Prey Veng PH	0	0	3	2	5	0	0	0	1	1	1	1	0	0	0	0	2	1	0	0	0	0	0	2	4	13	0	0	0	0	13	10	534	578	1,135				
51	Pearaing RH	0	0	1	0	1	0	0	0	0	1	0	0	0	0	0	0	0	0	0	0	0	0	0	0	1	2	0	0	0	0	9	6	120	153	288				
14 Pursat																																								
52	Samvov Meas PH	0	0	1	2	3	0	0	0	1	0	15	9	0	0	0	0	7	3	0	0	0	0	0	0	2	2	39	0	0	0	0	10	6	551	527	1,094			
53	Phnom Kravanh RH	0	0	7	1	8	0	0	0	0	2	0	0	0	0	0	1	1	0	0	0	0	0	0	0	2	6	0	0	0	0	0	121	122			243			
54	Bakan RH	0	0	2	3	5	0	0	0	0	1	1	0	0	0	0	0	0	0	0	0	0	0	0	2	0	4	0	0	0	0	0	79	88			167			
15 Siem Reap																																								
55	Siem Reap PH	0	0	8	10	18	0	0	0	0	0	17	9	0	0	0	0	24	7	0	0	4	0	0	10	6	77	0	0	3	1	0	0	2,179	1,740	3,923				
56	Komar Angkor Hospital	0	0	0	0	0	0	0	0	1	0	0	0	0	0	2	1	0	0	0	0	0	0	0	0	4	0	0	0	0	39	48	0	0			87			
57	Sotr Nikum RH	0	0	0	0	0	0	0	0	0	5	5	0	0	0	0	2	2	0	0	0	0	0	1	1	16	0	0	0	0	0	0	314	365			679			
58	Kralanh RH	0	0	3	1	4	0	0	0	0	1	2	0	0	0	0	0	0	0	0	0	0	0	0	1	1	5	0	0	1	0	0	148	154			303			

Provinces and Cities ART Services	Patients Transferred In during this quarter					Patients who Left Care during this Quarter																Number of all active patients at the end of this Quarter																										
	0 - 14		> 14			Total	HIV Re-Tested NEGATIVE				Patients Transferd Out				Lost to Follow Up								Died				Total	Active Pre-ART Patients				Active ART Patients				Total												
	0 - 14		> 14				0 - 14		> 14		0 - 14		> 14		Pre-ART Patients				ART Patients				0 - 14		> 14			0 - 14		> 14																		
	B	G	M	F	B		G	M	F	B	G	M	F	B	G	M	F	B	G	M	F	B	G	M	F	B		G	M	F	B	G	M	F	B		G	M	F									
16 Preah Sihanouk																																																
59	Sihanouk PH	1	0	15	11	27	0	0	0	0	2	2	8	4	0	0	1	0	1	0	17	12	0	0	0	0	0	0	0	0	0	0	0	0	0	0	3	50	0	0	0	0	15	9	1,263	1,019	2,306	
17 Stung Treng																																																
60	Stung Treng PH	0	0	2	1	3	0	0	0	0	0	0	0	0	0	0	0	0	1	0	3	2	0	0	0	0	0	0	0	0	0	0	0	0	0	0	2	8	0	0	0	0	7	8	218	205	439	
18 Svay Rieng																																																
61	Svay Rieng PH	0	0	4	0	4	0	0	0	0	0	0	5	3	0	0	0	0	0	0	4	2	0	0	0	0	0	0	0	0	0	0	0	0	0	5	6	25	0	0	0	0	15	14	575	679	1,283	
62	Romeas Hek RH	0	0	0	1	1	0	0	0	0	0	1	1	0	0	0	0	0	0	0	1	0	0	0	0	1	0	0	0	1	2	7	0	0	0	0	0	0	0	1	0	101	111	213				
19 Takeo																																																
63	Daunkeo PH	0	0	13	4	17	0	0	0	0	6	1	3	1	0	0	0	0	0	0	6	1	0	0	0	0	0	0	0	0	0	0	0	0	0	0	3	0	21	0	0	0	0	18	28	686	805	1,537
64	Ang Roka RH	0	0	0	1	1	0	0	0	0	0	0	2	0	0	0	0	0	0	0	1	1	0	0	0	0	0	0	0	0	1	2	7	0	0	0	0	0	0	1	1	208	232	442				
65	Kirivong RH	0	0	3	0	3	0	0	0	0	0	4	3	0	0	0	0	0	0	0	3	2	0	0	0	0	0	0	0	1	1	14	0	0	0	0	0	0	0	1	1	240	297	539				
66	Prey Kabas RH	0	0	3	1	4	0	0	0	0	0	0	0	0	0	0	0	0	0	0	0	0	0	0	0	0	0	0	0	0	0	0	0	0	0	0	0	0	0	0	0	0	125	171	296			
20 Oddor Meanchey																																																
67	Samraong PH	0	0	4	4	8	0	0	0	0	0	2	1	0	0	0	0	0	0	0	5	5	0	0	0	0	0	0	0	1	1	15	0	0	0	0	0	0	0	0	6	4	190	197	397			
68	Anlong Veng RH	0	0	2	0	2	0	0	0	1	0	0	1	0	0	0	0	0	0	0	1	3	0	0	0	0	0	0	0	0	2	1	9	0	0	0	0	0	0	0	5	6	104	134	249			
21 Pailin																																																
69	Pailin PH	0	0	1	2	3	0	0	0	0	0	1	3	0	0	0	0	0	0	0	1	0	0	0	0	0	0	0	0	0	0	0	0	0	0	0	0	0	0	0	0	0	0	1	2	177	229	409
22 Preah Vihear																																																
70	18 Makara PH	0	0	2	1	3	0	0	0	0	0	0	0	0	0	0	0	0	0	0	3	1	0	0	1	0	0	0	0	2	0	7	0	0	0	0	0	0	0	0	6	8	191	195	400			
23 Kep																																																
71	Kep PH	0	0	0	1	1	0	0	0	0	0	1	2	0	0	0	0	0	0	0	1	1	0	0	0	0	0	0	0	0	0	0	0	0	0	0	0	0	0	0	0	0	0	4	41	56	101	
24 Mondulkiri																																																
72	Mondulkiri PH	1	0	0	0	1	0	0	0	0	0	3	1	0	0	0	0	0	0	0	1	0	0	0	0	0	0	0	0	1	0	6	0	0	0	0	0	0	0	0	2	5	35	43	85			
25 Ratanakiri																																																
73	Ratanakiri PH	0	0	1	1	2	0	0	0	0	1	0	0	2	0	0	0	0	1	0	1	2	0	0	0	0	0	0	0	1	1	9	0	0	0	0	0	0	0	0	3	8	145	141	297			
TOTAL		4	0	226	156	386	0	0	0	0	34	25	231	140	0	0	1	1	9	8	401	229	0	0	6	2	0	1	131	114	1331	0	0	7	3	465	498	36,457	31,993	69,423								

Phnom Penh, 30 October 2024
Seen and Approved
NCHADS Director



Assist. Prof. Ouk Vichea

Phnom Penh, 31 October 2024
Checked by
Deputy Director

Dr. Samreth Sovannarith

Phnom Penh, 21 October 2024
Checked by
Head of Technical Bureau

Dr. Kim Bunna

Phnom Penh, 18 October 2024
Prepared by
Data Management Officer

Mr. Chea Chamnan

Quarterly Report on Positive Prevention, TB-HIV and Pregnancy Women, Quarter 3-2024

Provinces and Cities ART Services	Number of Patients Receiving education on Positive Prevention during this Quarter					Number of patients screened for TB Symptoms during this Quarter								Number of patients started TPT during this Quarter				Number of patients Diagnosed TB (BK+/-, EP) during this Quarter				Number of patients Started TB Treatment during this quarter				Number of TB-HIV patients Started Cotrimoxazole during this quarter				Number of women on Care got pregnant during this Quarter		Number of Pregnant women reported:							
	0 - 14		> 14			0 - 14				> 14				0 - 14		> 14		0 - 14		> 14		0 - 14		> 14		Got pregnant before getting treatment	Got pregnant during treatment	Spontaneous abortion	Induced abortion										
	Total		(+)		(-)		(+)		(-)		Total		Total		Total		Total		Total		Total																		
	B	G	M	F	B	G	M	F	B	G	M	F	B	G	M	F	B	G	M	F	B	G	M	F															
1 Banteay Meanchey																																							
1 Serei Sophon RH	0	0	518	435	953	0	0	6	8	3	0	494	419	930	1	1	18	2	22	0	0	2	0	2	0	0	0	2	0	0	6	3	9	0	1	0	0		
2 Mongkul Borey PH	0	0	468	466	934	0	0	1	1	0	0	248	252	502	0	1	11	3	15	0	0	0	0	0	0	0	0	0	0	0	0	0	0	0	0	0	1	0	0
3 Poipet RH	0	0	507	474	981	0	0	5	2	0	1	505	473	986	0	1	23	15	39	0	0	4	4	8	0	0	4	4	8	0	0	17	13	30	1	4	0	0	
4 Thmor Puok RH	0	0	97	95	192	0	0	0	0	0	0	93	86	179	0	0	3	2	5	0	0	0	0	0	0	0	0	0	0	0	9	5	14	0	0	0	0		
5 Preah Netr Preah RH	0	0	74	75	149	0	0	0	0	0	0	69	72	141	0	0	3	3	6	0	0	0	0	0	0	0	0	0	0	0	6	3	9	0	0	0	0		
2 Battambang																																							
6 Moung Russey RH	0	0	272	277	549	0	0	5	4	1	2	271	275	558	0	0	7	2	9	0	0	3	1	4	0	0	3	1	4	0	0	5	6	11	0	1	0	0	
7 Battambang PH	0	0	1,444	1,196	2,640	0	0	30	25	5	3	936	800	1,799	0	1	35	16	52	0	0	3	0	3	0	0	3	0	3	0	1	72	24	97	0	14	0	0	
8 R5 Military Hospital	0	0	130	91	221	0	0	0	0	0	0	130	91	221	0	0	105	74	179	0	0	0	0	0	0	0	0	0	0	0	0	0	0	0	0	0	0	0	
9 Thmor Kol RH	0	0	341	360	701	0	0	0	0	0	0	320	336	656	0	0	10	3	13	0	0	0	0	0	0	0	0	0	0	0	12	6	18	0	1	0	0		
10 Sampov Louin RH	0	0	221	284	485	0	0	4	3	0	0	221	262	490	0	0	5	4	9	0	0	1	0	1	0	0	1	0	1	0	6	2	8	0	1	0	0		
11 Roka RH	0	0	110	142	252	0	0	7	6	0	0	110	142	265	0	0	0	0	0	0	0	0	0	0	0	0	0	0	0	5	0	5	0	2	0	0			
3 Kampong Cham																																							
12 Kampong Cham PH	0	0	916	907	1,823	0	0	12	25	0	0	908	904	1,849	0	0	12	6	18	0	0	0	1	1	0	0	0	1	1	0	1	20	6	27	1	5	0	0	
13 Choeng Prey RH	0	0	257	279	536	0	0	0	0	0	0	152	165	317	0	0	2	0	2	0	0	0	0	0	0	0	0	0	0	3	4	7	0	0	0	0			
14 Chamkar Leu RH	0	0	99	105	204	0	0	0	0	1	0	97	104	202	0	0	2	0	2	0	0	0	0	0	0	0	0	0	0	5	3	8	0	0	0	0			
15 Srey Santhor RH	0	0	93	111	204	0	0	0	0	0	0	94	111	205	0	0	1	1	2	0	0	0	0	0	0	0	0	0	0	7	0	7	0	0	0	0			
16 Batheay RH	0	0	34	18	52	0	0	0	0	0	0	32	18	50	0	0	1	0	1	0	0	0	0	0	0	0	0	0	0	8	0	8	0	0	0	0			
4 Tbaung Khmum																																							
17 Memut RH	0	0	169	175	344	0	0	1	1	0	0	103	126	231	0	0	2	0	2	0	0	0	0	0	0	0	0	0	0	4	0	4	0	0	0	0			
18 PNS Tpong Khmum RH	0	0	562	587	1,149	0	0	5	2	0	0	558	585	1,150	0	0	31	12	43	0	0	0	0	0	0	0	0	0	0	16	13	29	0	3	0	0			
19 CCF_Tpong Khmum	0	0	36	13	49	0	0	0	1	0	0	36	13	50	0	0	3	0	3	0	0	0	0	0	0	0	0	0	0	0	2	2	0	0	0	0			
5 Kampong Chhnang																																							
20 Kampong Chhnang PH	0	0	410	335	745	0	0	7	16	0	0	410	335	768	0	1	26	10	37	0	0	1	0	1	0	0	1	0	1	0	74	77	151	0	1	0	0		
21 Kampong Tralach RH	0	0	53	30	83	0	0	0	0	0	0	53	30	83	0	0	3	0	3	0	0	0	0	0	0	0	0	0	0	4	4	8	0	0	0	0			
6 Kampong Speu																																							
22 Kampong Speu PH	0	0	572	492	1,064	0	0	0	1	0	0	527	450	978	1	1	28	14	44	0	0	0	0	0	0	0	0	0	0	12	2	14	0	0	0	0			
23 Oudong RH	0	0	124	143	267	0	0	0	0	0	0	112	122	234	0	0	3	2	5	0	0	0	0	0	0	0	0	0	0	4	3	7	0	1	0	0			
24 Kong Pisey RH	0	0	193	202	395	0	0	0	0	2	0	191	202	395	0	0	8	4	12	0	0	0	0	0	0	0	0	0	0	6	3	9	0	0	0	0			
7 Kampong Thom																																							
25 Kampong Thom PH	0	0	282	288	570	0	0	1	1	6	0	276	287	571	2	8	51	51	112	0	0	2	0	2	0	0	2	0	2	0	27	19	46	0	1	0	0		
26 Baray Santhuk RH	0	0	122	132	254	0	0	0	0	0	0	101	116	217	0	0	0	0	0	0	0	0	0	0	0	0	0	0	0	17	10	27	0	1	0	0			
27 Stong RH	0	0	42	49	91	0	0	0	0	1	0	41	49	91	0	0	17	25	42	0	0	0	0	0	0	0	0	0	0	0	0	0	0	0	1	0	0		

Provinces and Cities ART Services	Number of Patients Receiving education on Positive Prevention during this Quarter					Number of patients screened for TB Symptoms during this Quarter					Number of patients started TPT during this Quarter					Number of patients Diagnosed TB (BK+/-, EP) during this Quarter					Number of patients Started TB Treatment during this quarter					Number of TB-HIV patients Started Cotrimoxazole during this quarter					Number of women on Care got pregnant during this Quarter		Number of Pregnant women reported:		
	0 - 14		> 14			0 - 14			> 14		0 - 14			> 14		0 - 14			> 14		0 - 14			> 14		Got pregnant before getting treatment	Got pregnant during treatment	Spontaneous abortion	Induced abortion						
	Total		(+)	(-)		Total		(+)	(-)		Total		(+)	(-)		Total		(+)	(-)		Total		(+)	(-)											
	B	G	M	F		B	G	M	F	M	F	Total	B	G	M	F	M	F	Total	B	G	M	F	Total											
B	G	M	F		B	G	M	F	M	F	Total	B	G	M	F	M	F	Total	B	G	M	F	Total												
8 Kampot																																			
28	Kampot PH	0	0	416	527	943	0	0	0	6	2	0	410	524	942	0	0	5	3	8	0	0	3	0	3	0	0	3	0	0	1	26	26	53	
29	Kampong Trach RH	0	0	454	540	994	0	0	4	11	1	0	452	539	1,007	0	0	9	3	12	0	0	0	0	0	0	0	0	0	0	8	2	8		
9 Kandal																																			
30	Chey Chum Neash PH	0	0	914	946	1,860	1	0	10	10	0	0	16	9	46	0	0	0	0	0	0	0	0	0	0	0	0	0	0	25	19	44			
31	Koh Thom RH	0	0	171	220	391	0	0	0	0	1	1	169	218	389	0	0	0	0	0	0	0	0	0	0	0	0	0	0	13	9	22			
32	Kean Svay RH	0	0	91	148	239	0	0	0	0	0	0	91	144	235	0	0	0	0	0	0	0	0	0	0	0	0	0	0	0	6	0	6		
10 Koh Kong																																			
33	Koh Kong PH	0	0	309	358	667	0	0	3	5	1	0	306	356	674	0	1	11	15	27	0	0	0	0	0	0	0	0	0	0	0	0	0		
34	Sre Ambil RH	0	0	108	134	242	0	0	5	3	0	0	108	134	250	1	0	18	20	39	0	0	0	0	0	0	0	0	0	0	2	2	2		
11 Kratie																																			
35	Kratie PH	0	0	315	327	642	0	0	3	4	1	0	314	325	647	0	0	11	7	18	0	0	0	0	0	0	0	0	0	0	0	0	0		
12 Phnom Penh																																			
36	NCADS ART Clinic 1	0	0	2,156	1,354	3,510	0	0	4	9	0	0	2,155	1,354	3,522	0	0	99	17	116	0	0	4	0	4	0	0	4	0	4	1	0	57	10	68
37	Calmette Hospital	0	0	535	461	996	0	0	0	0	0	0	533	460	993	0	0	0	4	4	0	0	0	0	0	0	0	0	0	0	8	4	12		
38	NCHADS_AHF ART Clinic 3	0	0	2,033	1,410	3,443	0	0	0	0	1	1	2,015	1,393	3,410	0	0	45	7	52	0	0	8	1	9	0	0	8	1	9	0	0	63	14	77
39	National Pediatric Hospital	0	0	289	260	549	0	0	113	104	0	0	289	260	768	18	13	17	11	59	0	0	0	0	0	0	0	0	1	1	15	11	28		
40	Center of Hope	0	0	374	335	709	0	0	0	1	19	11	1,355	1,640	3,026	0	0	1	2	3	0	0	23	12	35	0	0	2	4	6	0	0	1	3	4
41	Preah Ketomealea	0	0	578	534	1,112	0	0	0	0	0	0	578	534	1,112	0	0	78	66	144	0	0	0	0	0	0	0	0	0	0	0	0	0	0	
42	NCADS ART Clinic 2	0	0	925	937	1,862	0	0	0	2	0	1	918	932	1,853	0	0	10	6	16	0	0	0	0	0	0	0	0	0	0	15	8	23		
43	Chhouk Sar Clinic	0	0	2,689	406	3,095	0	0	2	3	1	0	2,887	406	3,099	0	0	144	10	154	0	0	1	1	2	0	0	1	1	2	0	0	170	20	190
44	Samdach Ov RH	0	0	371	316	687	0	0	0	0	0	0	370	316	686	0	0	3	6	9	0	0	0	0	0	0	0	0	0	0	2	4	6		
45	Chbar Ampov RH	0	0	658	451	1,109	0	0	0	0	0	0	647	441	1,088	0	0	19	5	24	0	0	0	0	0	0	0	0	0	0	12	3	15		
46	Dang Kor RH	0	0	520	322	842	0	0	0	0	0	0	516	319	835	0	0	69	20	89	0	0	0	0	0	0	0	0	0	0	2	2	2		
47	Pochintong RH	0	0	752	490	1,242	0	0	0	0	0	0	725	478	1,203	0	0	50	13	63	0	0	0	0	0	0	0	0	0	0	30	10	40		
48	Chaktomuk RH	0	0	198	30	228	0	0	0	0	0	0	198	30	228	0	0	0	0	0	0	0	0	0	0	0	0	0	0	12	6	18			
49	CCF_Sen Sok RH	0	0	13	6	19	0	0	0	0	0	0	13	6	19	0	0	0	0	0	0	0	0	0	0	0	0	0	0	2	0	2			
13 Prey Veng																																			
50	Neak Loeung RH	0	0	440	703	1,143	0	0	12	14	0	0	440	703	1,169	0	0	0	0	0	0	0	0	0	0	0	0	0	0	0	2	0	2		
51	Prey Veng PH	0	0	439	454	893	0	0	12	10	0	0	439	454	915	0	0	2	0	2	0	0	0	0	0	0	0	0	0	0	9	5	14		
52	Pearaing RH	0	0	110	132	242	0	0	8	3	0	0	110	132	253	0	0	3	0	3	0	0	0	0	0	0	0	0	0	0	2	0	2		
14 Pursat																																			
53	Sampov Meas PH	0	0	506	496	1,002	0	0	1	1	0	1	501	489	992	0	0	14	11	25	0	0	1	2	3	0	0	1	2	3	1	0	4	5	10
54	Phnom Kravanh RH	0	0	115	112	227	0	0	0	0	0	0	115	112	227	0	0	0	0	0	0	0	0	0	0	0	0	0	0	0	0	0	0		
55	Bakan RH	0	0	79	87	166	0	0	0	0	0	0	78	85	163	0	0	2	2	4	0	0	0	0	0	0	0	0	0	0	0	0	0		
15 Siem Reap																																			
56	Siem Reap PH	0	0	1,991	1,589	3,580	0	0	0	0	0	1	1,962	1,568	3,531	0	0	41	16	57	0	0	6	2	8	0	0	6	2	8	0	0	82	32	114
57	Komar Angkor Hospital	0	1	0	0	1	0	0	0	0	0	0	0	0	0	0	0	0	0	0	0	0	0	0	0	0	0	0	0	0	0	0	0		
58	Sotr Nikum RH	0	0	234	255	489	0	0	0	0	0	0	234	254	488	0	0	2	1	3	0	0	3	0	3	0	0	3	0	3	0	5	4	9	
59	Kralanh RH	0	0	131	137	268	0	0	0	0	0	0	131	137	268	0	0	2	1	3	0	0	1	0	1	0	0	1	0	1	0	6	3	9	

Provinces and Cities ART Services	Number of Patients Receiving education on Positive Prevention during this Quarter					Number of patients screened for TB Symptoms during this Quarter							Number of patients started TPT during this Quarter					Number of patients Diagnosed TB (BK+/-, EP) during this Quarter					Number of patients Started TB Treatment during this quarter					Number of TB-HIV patients Started Cotrimoxazole during this quarter					Number of women on Care got pregnant during this Quarter		Number of Pregnant women reported:				
	0 - 14		> 14			0 - 14			> 14				0 - 14		> 14			0 - 14		> 14			0 - 14		> 14			Got pregnant before getting treatment	Got pregnant during treatment	Spontaneous abortion	Induced abortion								
	B	G	M	F	Total	(+)	(-)	Total	(+)	(-)	Total	(+)	(-)	Total	(+)	(-)	Total	(+)	(-)	Total	(+)	(-)	Total																
	B	G	M	F	Total	B	G	B	G	M	F	M	F	Total	B	G	M	F	Total	B	G	M	F	Total	B	G	M	F	Total										
16 Preah Sihanouk																																							
60	Sihanouk PH	0	0	960	757	1,717	0	0	1	1	0	2	956	751	1,711	0	0	35	22	57	0	0	1	0	1	0	0	1	0	0	49	19	68	1	5	0	0		
17 Stung Treng																																							
61	Stung Treng PH	0	0	180	167	347	0	0	4	5	0	0	179	167	355	1	0	7	2	10	0	0	0	0	0	0	0	0	0	0	0	5	8	13	1	2	0	0	
18 Svay Rieng																																							
62	Svay Rieng PH	0	0	533	631	1,164	0	0	15	14	0	0	527	623	1,179	0	0	19	8	27	0	0	2	2	4	0	0	2	2	4	0	0	28	34	62	0	1	0	0
63	Romeas Hek RH	0	0	88	96	184	0	0	0	0	0	2	81	89	172	0	0	3	4	7	0	0	0	2	2	0	0	0	2	2	1	0	29	28	58	0	0	0	0
19 Takeo																																							
64	Daunkeo PH	0	0	600	728	1,328	0	0	13	25	0	1	587	713	1,339	10	19	43	31	103	0	0	1	0	1	0	0	1	0	0	0	23	21	44	0	4	0	0	
65	Ang Roka RH	0	0	206	225	431	0	0	1	1	0	0	206	224	432	0	0	0	0	0	0	0	0	0	0	0	0	0	0	0	0	0	0	2	2	4	0	0	
66	Klirivong RH	0	0	146	184	330	0	0	1	1	0	0	146	184	332	0	1	5	3	9	0	0	0	0	0	0	0	0	0	0	0	0	12	8	20	0	0	0	0
67	Prey Kabas RH	0	0	94	126	220	0	0	0	0	0	0	94	126	220	0	0	2	1	3	0	0	0	0	0	0	0	0	0	0	0	0	0	0	0	0	0	0	
20 Oddor Meanchey																																							
68	Samraong PH	0	0	179	187	366	0	0	1	2	0	0	161	168	332	1	2	11	4	18	0	0	0	0	0	0	0	0	0	0	0	0	5	9	14	0	0	0	0
69	Anlong Veng RH	0	0	100	131	231	0	0	5	6	0	0	100	128	239	0	0	2	4	6	0	0	0	0	0	0	0	0	0	0	0	0	10	12	22	0	0	0	0
21 Pailin																																							
70	Pailin PH	0	0	115	150	265	0	0	1	0	0	0	115	148	264	0	0	1	0	1	0	0	0	0	0	0	0	0	0	0	0	0	0	0	0	0	0	0	
22 Preah Vihear																																							
71	16 Makara PH	0	0	187	191	378	0	0	1	5	0	1	135	134	276	0	1	14	20	35	0	0	0	0	0	0	0	0	0	0	0	0	12	6	18	1	0	0	0
23 Kep																																							
72	Kep PH	0	0	40	54	94	0	0	0	1	0	0	32	40	73	0	0	0	1	1	0	0	0	0	0	0	0	0	0	0	0	0	0	5	5	0	0	0	
24 Mondulkiri																																							
73	Sen Monorom PH	0	0	34	42	76	0	0	2	4	0	0	34	42	82	0	0	0	1	1	0	0	0	0	0	0	0	0	0	0	0	0	0	0	0	0	0		
25 Ratanakiri																																							
74	Ratanakiri PH	0	0	132	132	264	0	0	3	6	0	0	128	129	266	0	0	0	0	0	0	0	0	0	0	0	0	0	0	0	0	0	0	0	0	0	0		
TOTAL																																							
		0	1	30,654	26,019	56,674	1	0	309	353	46	28	29,444	25,242	55,423	35	51	1,207	596	1,889	0	0	70	28	98	0	0	49	20	69	4	4	1,091	562	1,651	17	101	4	2

Phnom Penh, 30 October 2024
Seen and Approved
NCHADS Director

Assist. Prof. Ouk Vichea

Phnom Penh, 31 October 2024
Checked by
Deputy Director

Dr. Samreth Sovannarith

Phnom Penh, 31 October 2024
Checked by
Head of Technical Bureau

Dr. Kim Bunna


Phnom Penh, 18 October 2024
Prepared by
Data Management Unit

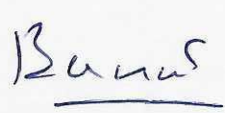
Mr. Chea Chamnan

Provinces and Cities ART Services	Number of Patients Tested for Anti-HCV during this Quarter								Total	Number of Patients Tested for HCV Viral Load during this quarter												Total	Number of Patients Start HCV Treatment during this quarter								Total	Number of Patients Completed HCV Treatment during this Quarter								Total	Number of Patients Tested for HCV Viral Load After 12 weeks of Completed Treatment (SVR 12) during this quarter												Total							
	Positive				Negative					Undetectable			Detectable			Waiting Result			Newly Start treatment				Start treatment after failure				0-14					>14				Undetectable			Detectable			Waiting Result																		
	0-14		>14		0-14		>14			0-14		>14		0-14		>14		0-14		>14			0-14		>14		0-14		>14			0-14		>14		0-14		>14			0-14		>14																	
	B	G	M	F	B	G	M	F		B	G	M	F	B	G	M	F	B	G	M	F		B	G	M	F	B	G	M	F		B	G	M	F	B	G	M	F		B	G	M	F	B	G	M	F	B	G	M	F		B	G	M	F			
16 Preah Sihanouk																																																												
60 Sihanouk PH	0	0	0	0	0	0	0	0	0	0	0	0	0	0	0	0	0	0	0	0	0	0	0	0	0	0	0	0	0	0	0	0	0	0	0	0	0	0	0	0	0	0	0	0	0	0	0	0	0	0	0	0	0	0	0	0	0	0	0	0
17 Stung Treng																																																												
61 Stung Treng PH	0	0	0	0	0	0	0	0	0	0	0	0	0	0	0	0	0	0	0	0	0	0	0	0	0	0	0	0	0	0	0	0	0	0	0	0	0	0	0	0	0	0	0	0	0	0	0	0	0	0	0	0	0	0	0	0				
18 Svay Rieng																																																												
62 Svay Rieng PH	0	0	0	0	0	0	0	4	1	5	0	0	0	0	0	0	0	0	0	0	0	0	0	0	0	0	0	0	0	0	0	0	0	0	0	0	0	0	0	0	0	0	0	0	0	0	0	0	0	0	0	0								
63 Romeas Hek RH	0	0	0	0	0	0	0	0	0	0	0	0	0	0	0	0	0	0	0	0	0	0	0	0	0	0	0	0	0	0	0	0	0	0	0	0	0	0	0	0	0	0	0	0	0	0	0	0	0	0	0	0								
19 Takeo																																																												
64 Daunkeo PH	0	0	0	0	0	0	0	0	0	0	0	0	0	0	0	0	0	0	0	0	0	0	0	0	0	0	0	0	0	0	0	0	0	0	0	0	0	0	0	0	0	0	0	0	0	0	0	0	0	0	0	0								
65 Ang Roka RH	0	0	0	0	0	0	0	0	0	0	0	0	0	0	0	0	0	0	0	0	0	0	0	0	0	0	0	0	0	0	0	0	0	0	0	0	0	0	0	0	0	0	0	0	0	0	0	0	0	0	0	0								
66 Klirivong RH	0	0	0	0	0	0	0	0	0	0	0	0	0	0	0	0	0	0	0	0	0	0	0	0	0	0	0	0	0	0	0	0	0	0	0	0	0	0	0	0	0	0	0	0	0	0	0	0	0	0	0	0								
67 Prey Kabas RH	0	0	0	0	0	0	0	0	0	0	0	0	0	0	0	0	0	0	0	0	0	0	0	0	0	0	0	0	0	0	0	0	0	0	0	0	0	0	0	0	0	0	0	0	0	0	0	0	0	0	0	0								
20 Oddor Meanchey																																																												
68 Samraong PH	0	0	0	0	0	0	0	0	0	0	0	1	0	0	0	0	0	0	0	0	0	0	0	0	0	0	0	0	0	0	0	0	0	0	0	0	0	0	0	0	0	0	0	0	0	0	0	0	0	0	0	0								
69 Anlong Veng RH	0	0	0	0	0	0	0	0	0	0	0	0	0	0	0	0	0	0	0	0	0	0	0	0	0	0	0	0	0	0	0	0	0	0	0	0	0	0	0	0	0	0	0	0	0	0	0	0	0	0	0	0								
21 Pailin																																																												
70 Pailin PH	0	0	0	0	0	0	0	0	0	0	0	0	0	0	0	0	0	0	0	0	0	0	0	0	0	0	0	0	0	0	0	0	0	0	0	0	0	0	0	0	0	0	0	0	0	0	0	0	0	0	0	0								
22 Preah Vihear																																																												
71 16 Makara PH	0	0	0	0	0	0	0	0	0	0	0	0	0	0	0	0	0	0	0	0	0	0	0	0	0	0	0	0	0	0	0	0	0	0	0	0	0	0	0	0	0	0	0	0	0	0	0	0	0	0	0	0								
23 Kep																																																												
72 Kep PH	0	0	0	0	0	0	0	0	0	0	0	0	0	0	0	0	0	0	0	0	0	0	0	0	0	0	0	0	0	0	0	0	0	0	0	0	0	0	0	0	0	0	0	0	0	0	0	0												
24 Monduliri																																																												
73 Sen Monorom PH	0	0	0	0	0	0	0	0	0	0	0	0	0	0	0	0	0	0	0	0	0	0	0	0	0	0	0	0	0	0	0	0	0	0	0	0	0	0	0	0	0	0	0	0	0	0	0	0												
25 Ratanakiri																																																												
74 Ratanakiri PH	0	0	0	0	0	0	0	0	0	0	0	0	0	0	0	0	0	0	0	0	0	0	0	0	0	0	0	0	0	0	0	0	0	0	0	0	0	0	0	0	0	0	0	0	0	0	0	0												
TOTAL	0	0	66	5	1	2	689	247	1,014	0	0	21	5	0	0	48	1	0	0	16	7	98	0	0	70	1	0	0	0	0	0	0	71	0	0	21	0	21	0	0	3	0	0	0	0	0	0	3												

Phnom Penh, 30 October 2024
 Seen and Approved
 NCHADS Director

 Assist. Prof. Ouk Vichea

Phnom Penh, 31 October 2024
 Checked by
 Deputy Director

 Dr. Samreth Sovannarith

Phnom Penh, 21 October 2024
 Checked by
 Head of Technical Bureau

 Dr. Kim Bunna

Phnom Penh, 18 October 2024
 Prepared by
 Data Management Officer

 Mr. Chea Chamnan