

National Center of HIV/AIDS, Dermatology and STD STI report from all Family Health Clinics Quarter Q3 2024



		Month 1	Month 2	Month 3
Total number of visits for male patients	Total Male	3454	3454	3377
	Total MSM/TG	459	446	401
Total number of visits for low risk female patients		13428	13851	13420
Total number of first visits for entertainment workers (FEW)		525	445	430
Total number of follow up visits for entertainment workers (FEW)		217	199	152
Total number of Partner	Female	134	119	128
	Male	219	170	151

Patients referred to other services

	Month 1	Month 2	Month 3
Total number of patients referred to VCCT	193	185	156
Total number of patients referred to OI/ART services	1	0	1
Total number of patients referred to ANC services	8	7	6
Total number of patients referred to Family Planning (FP) services	12	15	17

Patients referred from other services

	Month 1	Month 2	Month 3
Total number of patients referred from VCCT	324	316	248
Total number of patients referred from OI/ART services	110	81	87
Total number of patients referred from ANC services	102	95	103
Total number of patients referred from Family Planning services	16	23	16

* -Family Health Clinic =32 clinics
 -Non Government: RHAC=14 clinics, MEC=1clinic,

NOTE

EWs: Entertainment Workers: Karaoke, Massage parlors, beer garden, beer promotion, freelance sex workers ...

MSM: Men who have sex with men

VCCT: Voluntary Confidential Counseling and Testing

ANC: Antenatal Care

FP: Family

Men (new cases)									
		Age group						Total	
		<15		15-49		≥ 50			
Syndrome	Men	MSM	Men	MSM	Men	MSM	Men	MSM	
Urethral discharge	3	1	2817	231	223	8	3043	240	
Anal discharge	1	1	11	42	1	1	13	44	
Ano-Genital Ulcers	3	1	998	104	99	6	1100	111	
Ano-Genital warts	1	1	499	81	44	2	544	84	
Scrotum swelling	1	1	15	4	3	1	19	6	
Inguinal bubo (LGV)	1	1	11	1	6	1	18	3	
Syphilis (RPR+)	2	1	803	361	25	3	830	365	
Syphilis (RPR+) follow up	2	1	654	44	38	7	694	52	
Others	8	1	706	11	71	1	785	13	
Total	22	9	6514	879	510	30	7046	918	


Low risk women (new cases)						
		Age group			Total	
		<15	15-49	≥ 50		
Syndrome						
Vaginal discharge						
<i>Vaginitis</i>		154	16450	846	17450	
<i>cervicitis</i>		34	5481	341	5856	
<i>Vaginitis + cervicitis</i>		2	1196	82	1280	
Pelvic Inflammatory Disease (PID)		0	82	53	135	
Ano-Genital ulcers		14	969	58	1041	
Ano-Genital warts		5	477	14	496	
Syphilis (RPR+)		10	737	10	757	
Syphilis (RPR+) follow-up		8	691	8	707	
Others		14	1170	113	1297	
subtotal		241	10803	1525	29019	

Entertainments Worker (EWs)					
		Age group			Total
		<15	15-49	≥ 50	
First visit	Vaginal discharge				
	<i>Vaginitis</i>	0	700	19	719
	<i>cervicitis</i>	0	226	2	228
	<i>Vaginitis + cervicitis</i>	0	170	5	175
	Pelvic Inflammatory Disease (PID)	0	9	0	9
	Ano-Genital ulcers	0	74	1	75
	Ano-Genital warts	0	71	0	71
	Syphilis	1	203	1	205
	Others	0	91	0	91
	<i>Subtotal new cases first visit</i>	1	1544	28	1573
Follow up visit	Vaginal discharge				
	<i>Vaginitis</i>	0	268	2	270
	<i>cervicitis</i>	0	118	1	119
	<i>Vaginitis + cervicitis</i>	0	68	0	68
	Pelvic Inflammatory Disease (PID)	0	7	0	7
	Ano-Genital ulcers	0	47	0	47
	Ano-Genital warts	0	52	0	52
	Syphilis	0	82	0	82
	Others	0	29	0	29
	<i>Subtotal new cases FU</i>	0	671	3	674

		By age group			TOTAL
		<15	15-49	>50	
Syphilis screening test for pregnant women					
Number of pregnant women who were tested by RPR qualitative		0	527	0	527
Number of RPR test (+)		0	313	0	313
Number of pregnant with RPR (+) who were treated for syphilis		0	313	0	313
Number of pregnant women who were tested by Rapid Test		0	225	0	225
Number of Rapid test (+)		0	167	0	167
Number of pregnant with Rapid Test (+) who were treated for syphilis		0	78	0	78
Number of pregnant women with syphilis infection who were tested by RPR quantitative (titre)		0	239	0	239
Number of pregnant women who were tested by RPR – titre - baseline		0	172	0	172
Number of pregnant women who were tested by RPR – titre – follow-up		0	66	0	66
Number of partner(s) of pregnant women who were treated for syphilis		0	222	5	227

Phnom Penh, 29 Nov 2024

Approved by
NCHADS Director



Assis.Prof. Ouk Vichea

Seen by
NCHADS Deputy Director



Dr. Samreth Sovannarith

Reviewed by
Head of DMU



Dr. Kaeoun Chetra

Checked by STI-RTI Unit



Dr. Lon Say Heng

EWs : Entertainment Workers: Karaoke, Massage parlors, beer garden, beer promotion, freelance sex workers,
DSs : Direct Sex Workers (brothel based)

National Center of HIV/AIDS, Dermatology and STD
Report STI/RTI total of Laboratory
Quarter Q3 2024

XXXXXXXXXXXXXXXXXXXX

Endocervical smear	<i>Total number</i>	<i>WBC < 10</i>	<i>WBC 10-25</i>	<i>WBC > 25</i>
	0	0	0	0
		<i>GNID** (-)</i>	<i>GNID** (+)</i>	<i>If performed by Gram Stain</i>
	0	0		
Urethral smear	<i>Total number</i>	<i>WBC < 5</i>	<i>WBC ≥ 5</i>	
	0	0	0	<i>If performed by Methylene Blue</i>
		<i>ICD* (-)</i>	<i>ICD* (+)</i>	
		0	0	<i>If performed by Gram Stain</i>
		<i>GNID** (-)</i>	<i>GNID** (+)</i>	
0	0			
Anal smear	<i>Total number</i>	<i>WBC < 5</i>	<i>WBC ≥ 5</i>	
	0	0	0	
Vaginal smear Wet preparation	<i>Total number</i>	<i>Trichomonas vaginalis</i>		
		(-)	(+)	
	0	0	0	
		<i>Budding yeast/hyphae</i>		
		(-)	(+)	
		0	0	
		<i>Clue cells</i>		
(-)		(+)		
0	0			
Vaginal smear Gram stain	<i>Total number</i>	<i>BV</i>		
		<i>Nugent score: 0-3</i>	<i>Nugent score 4-6</i>	<i>Nugent score ≥ 7</i>
	0	0	0	0
		<i>Budding yeast/hyphae</i>		
		(-)	(+)	
0	0			
Vaginal smear pH (vaginal)	<i>Total number</i>	<i>≤ 4.5</i>	<i>> 4.5</i>	
	0	0	0	
Vaginal smear Whiff test or Amine test	<i>Total number</i>	(-)	(+)	
	0	0	0	


* The Laboratory's report number compiled from Family Health Clinic=34,

• ICD : Intra-cellular Diplococci , ** GNID : Gram Negative Intracellular Diplococci

RPR test	Total number	Qualitative	
		RPR (-)	RPR (+)
	443	109	334
TPHA/TPPA	Total number	(-)	(+)
		1141	772

Phnom Penh, 29 Nov 2024

Approved by
NCHADS Director




Assist. Prof Ouk Vichea

Seen by
NCHADS Deputy Director




Dr. Samreth Sovannarith

Reviewed by
Head of DMU



Dr. Kaeoun Chetra

Checked by STI-RTI Unit



Dr. Lon Say Heng

National Center of HIV/AIDS, Dermatology and STD STI report from Health Centers

(BASED ON SYNDROMIC APPROACH)

Quarter Q3 2024



		Month 1	Month 2	Month 3
Total number of visits for male patients		387	344	389
Total number of visits for female patients		2238	2054	2040
Total number of visits for partners who were notified and treated.	Male	197	159	179
	Female	872	875	830

		Age group			Total
Syndrome	<15	15-49	≥ 50		
Men (new cases)					
Urethral discharge	14	498	59	571	
Genital Ulcer	0	71	18	89	
Genital warts	0	5	0	5	

Women (new cases)					
Syndrome	<15	15-49	≥ 50	Total	
Vaginal discharge					
<i>Vaginitis</i>	10	2727	299	3036	
<i>Vaginitis + cervicitis</i>	6	1541	196	1743	
Pelvic Inflammatory Disease (PID)	0	316	24	340	
Genital ulcer	0	33	1	34	
Genital warts	0	19	0	19	
Total of new cases (women)	10	2727	299	3036	

	Month 1	Month 2	Month 3
Total number of STI/RTI patients referred to VCCT	75	113	78
Total number of STI/RTI patients referred to ANC services	9	19	7
Total number of STI/RTI patients referred to Family Planning (FP) services	7	39	8

Phnom Penh, 29 Nov 2024

Approved by
NCHADS Director



Assis.Prof. Ouk Vichea

Seen by
NCHADS Deputy Director




Dr. Samreth Sovannarith

Reviewed by
Head of DMU



Dr. Kaeoun Chetra

Checked by STI-RTI Unit



Dr. Lon Say Heng

NOTE: OD: Operational District STI: Sexually Transmitted Infections RTI: Reproductive Tract Infections
VCCT: Voluntary Confidential Counseling and Testing ANC: Antenatal care FP: Family Planning