



National Center for HIV/AIDS, Dermatology and STDs (NCHADS)

របាយការណ៍ប្រចាំត្រីមាស
ស្តីពីការគ្រប់គ្រងករណីអេដស៍សកម្ម
ប្រចាំត្រីមាសទី ៤ ឆ្នាំ ២០២៤

B-IACM Quarterly Report,
Q4, 2024

I. Introduction:

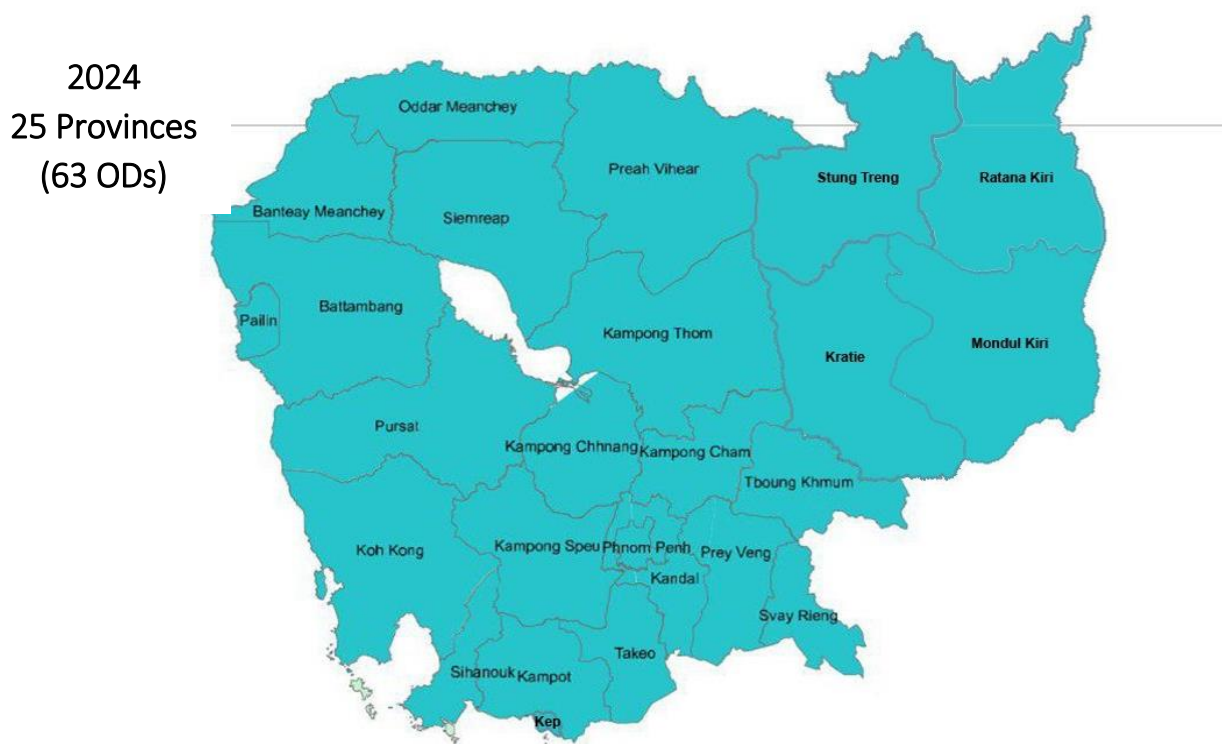
Boosted Integrated Active Case Management, (B-IACM) has been a cornerstone strategy for the national HIV program. With the objective of B-IACM to leverage existing strategies and approaches for case detection, immediate ART enrolment and retention in HIV care to achieve the global 95-95-95 targets by 2025.

B-IACM was initiated in 2014 in Siem Reap and Battambang provinces and scaled up to 25 provinces (60 operational districts) by June, 2022.

The Group of Champion (GoC), has play very important role in coordinating and networking for implementation of Boosted Integrated Active Case Management. (B-IACM) As the member of GoC, the Case Management Coordinator (CMC) and Case Management Assistant (CMA), have actively work in routine for collecting data and record in database.

II. B-IACM Coverage.

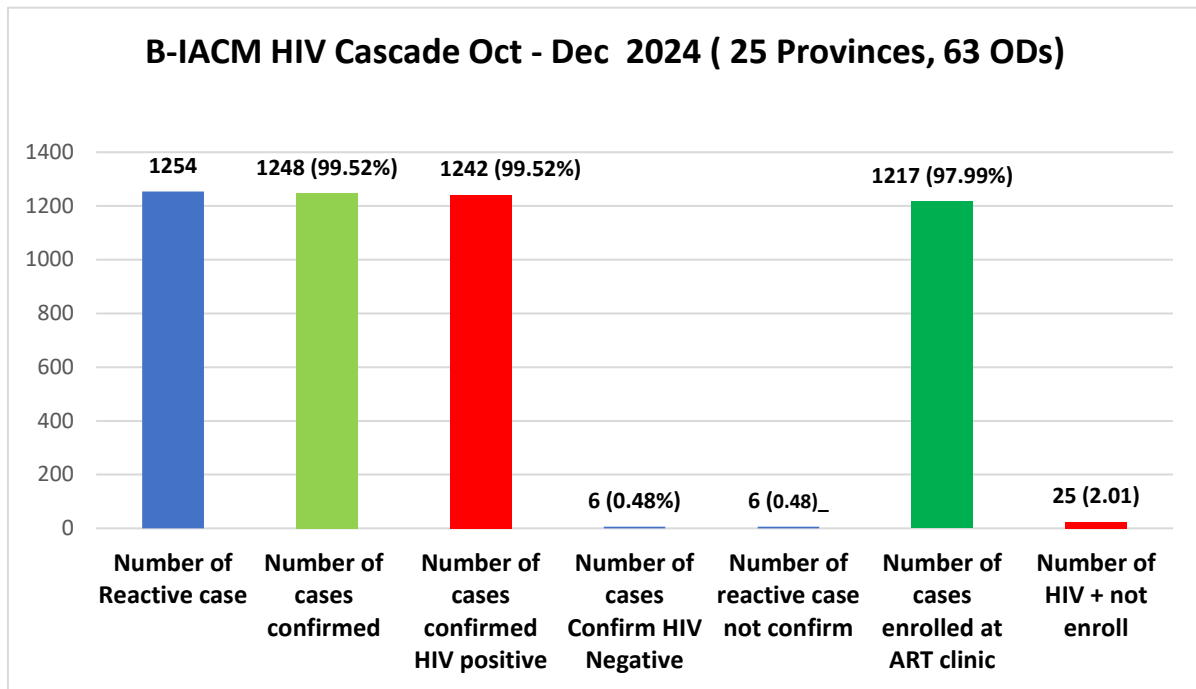
The B-IACM coverage is in 25 provinces (63 ODs)



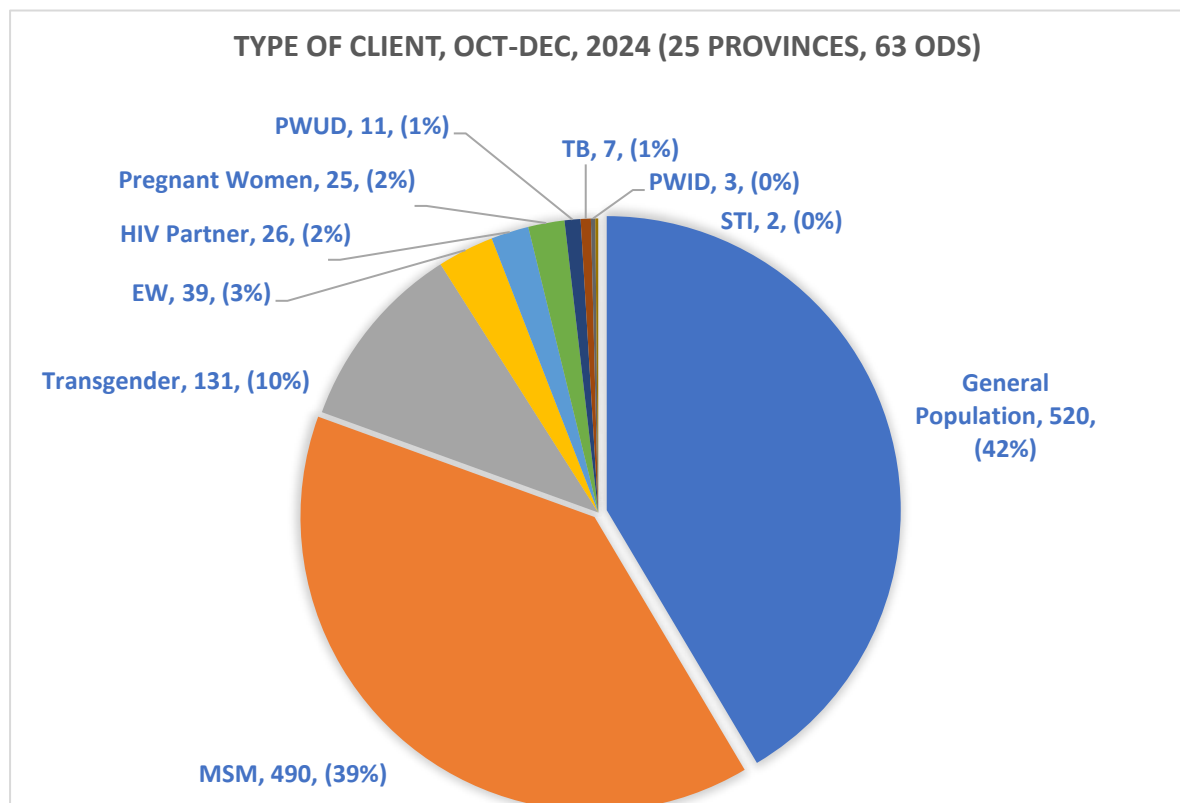
III. Program Achievement.

The B-IACM HIV cascade of quarter 4 from October to December, 2024. Based on data collected by CMCs, (Case Management Coordinator) and CMAs, (Case Management Assistant) from 25 provinces (63 ODs), There were **1,254** of new HIV cases detected (new reactive cases). With among those reactive cases, there were **1,248 (99.52%)** cases have been for the

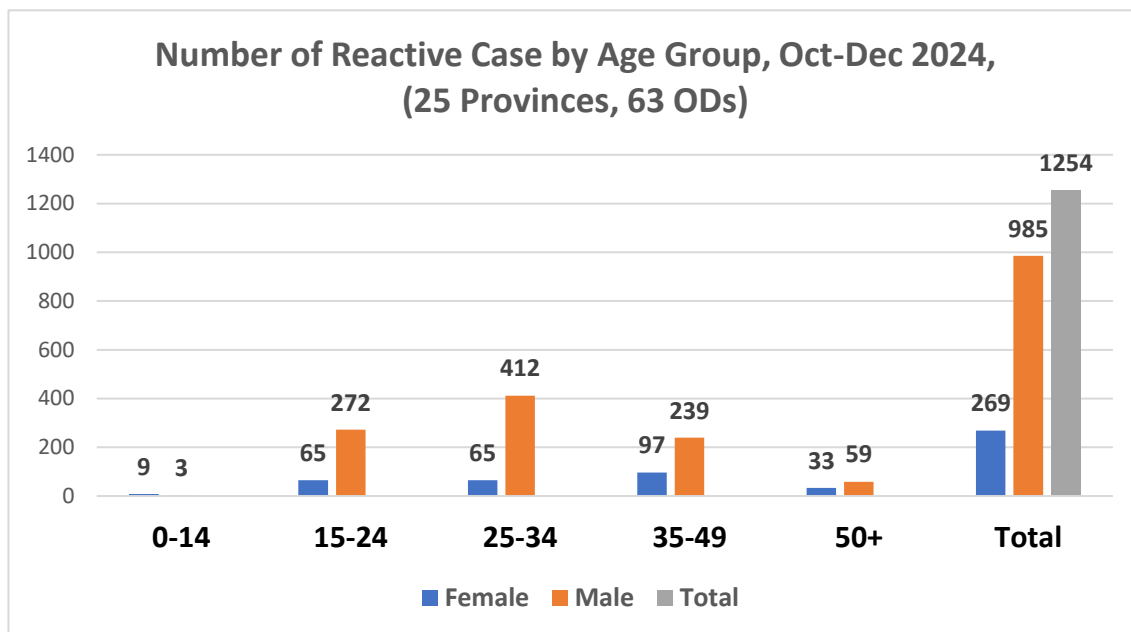
confirmatory test at VCCT with positive result were 1,242 (99.52%) and those 1,217 (97.99%) cases have been enrolled at ART services.



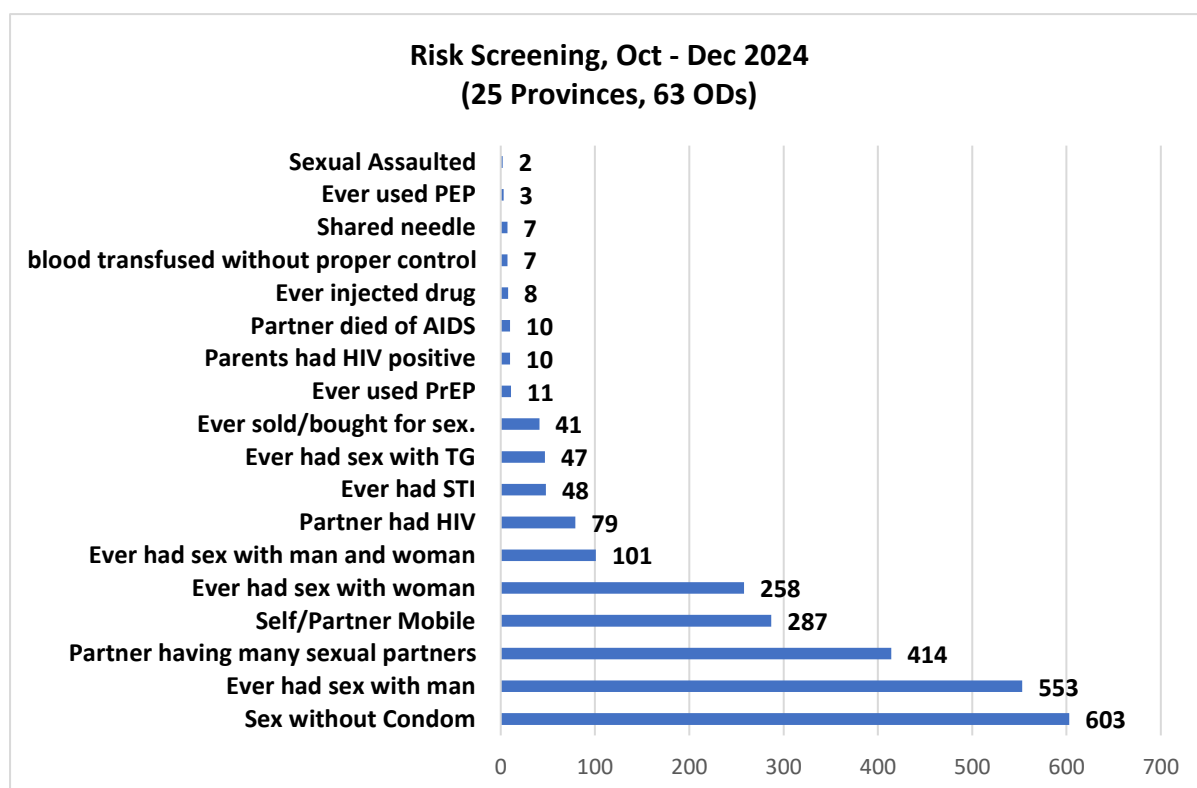
The chart below is the Reactive Cases classified by Client Type. The among of 1254 with a reactive result, of 42% (n=520) were general population , followed by MSM 39% (n= 490), TG: 10% (n= 131), Entertainment Worker: 3% (n= 39), HIV partners: 2% (n=26), Pregnant Woman: 2% (n= 25), PWUP: 1% (n= 11) , TB patient: 0% (n=7),PWID 0% (n=3) and STI 0% (n=2)



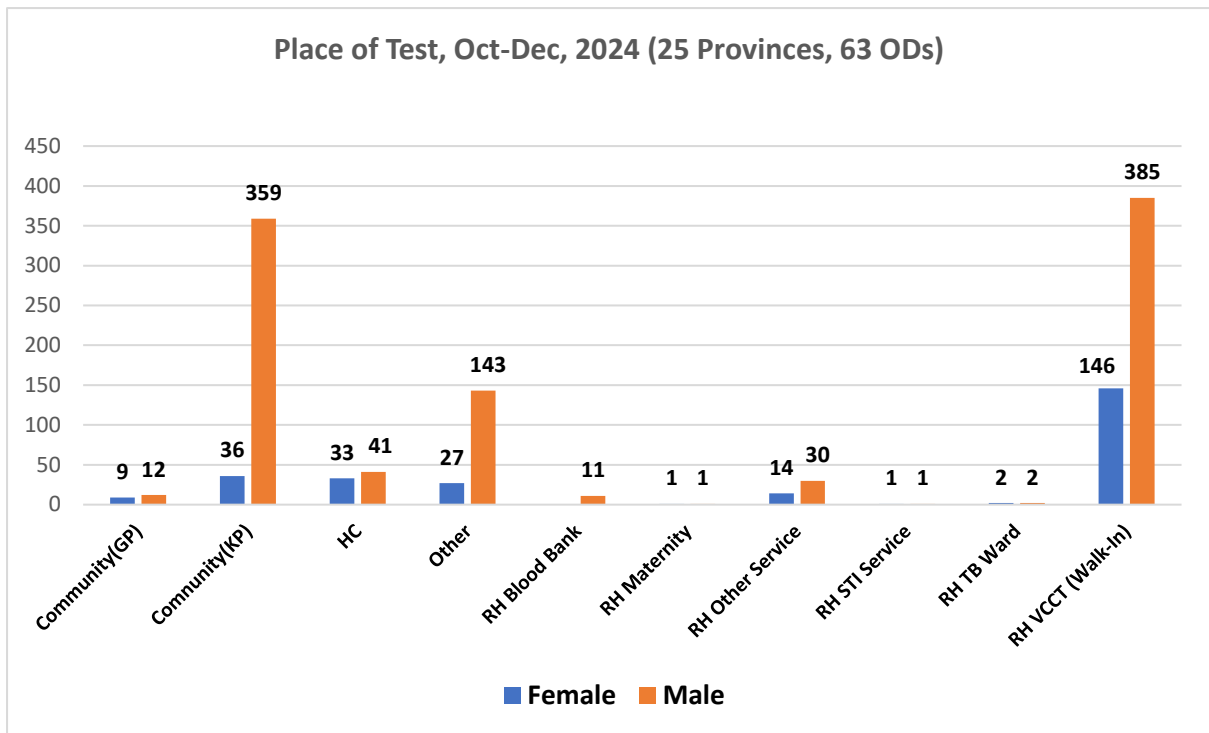
The chart below shows the number of HIV Reactive Case classified by age group , from less than <15, and 15-24, 25-34, 35-49 and 50 plus. Data from October – December 2024 in 25 provinces. (63 ODs). Among the age group, the high risk age group was between 15 to 49.



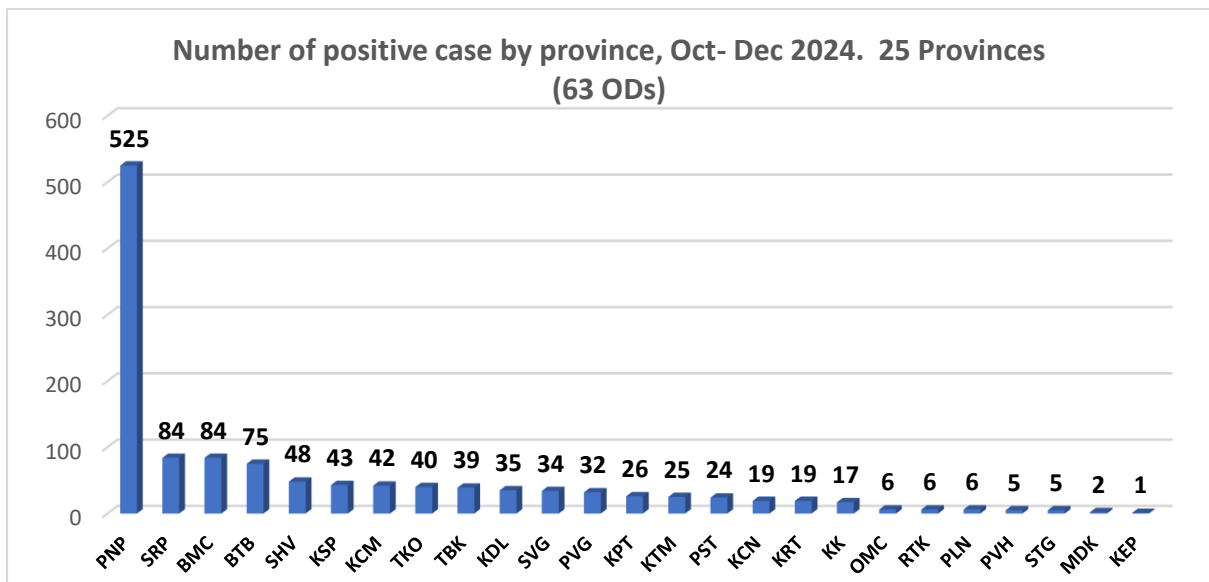
With Among the Risk Screening of reactive group, we found that clients have experienced at risk behavior were Men who have sex with Men (MSM), followed by people who have sex not using condom, Partners has more multiple partiners, Having sex with womem, Self mobile or parters mobile, and those who having sex with men and women, and STIs, were among the top risks behaviour with putting them to HIV infection.



The chart below shows the places where the clients come for HIV testing. The Data from October – December 2024 in 25 provinces. (63 ODs).



The chart shows the number of HIV positive cases by province of among the 25 provinces,(63 ODs) from October to December 2024. Phnom Penh is the highest number of HIV positive cases, followed by Siem Reap, Banteay Meanchey, Battambang, Preah Sihanouk, Kampong Speu, Kampong Cham,Takeo, Tbong Khmum, Kandal, Svay Rieng, Prey Veng and Pusat, ..etc. Kep has only 1 case in this quarter.



Meeting:

Conducted Group of Champoin coordinaton among the member and relevant stakeholders for sharing the progression of B-IACM Implementation and to reflect the challenges and solution. Below are the following of Meeting:

No	Topic	When	Where	Participants	Source
1	Conducted "GoC Coordination Meeting for health care providers, NGOs, and relevant stakeholders"	19 Dec 2024	PHD Preah Sihanouk.	Participants from PHD: PASC, CMC, CMA, ART Adult and Pediatric, OPD, Maternity, Medicine, VCCT Chief, Health Centers and NGO partners: AHF, CPN+, HACC and MHC. Total 38 participants.	US-CDC
2	Conducted "GoC Coordination Meeting for health care providers, NGOs, and relevant stakeholders"	30 Dec 2024	OD Prey kabas, Takeo Province	Participants from PHD, OD Preykabas, Kirivong, OD OD Angroka, Takeo RH, OD Kos Andeth, OD Daunkeo and OD Bati: Participants: PASC, CMC, CMA, ART Team leader, VCCT Chief, OD Coordinator HIV and NGO partners: PC, MHC. Total 27 participants.	US-CDC

IV. Challenges.

- Due to budget limitation, only 6 out of 25 provinces that have financial support for OD/PHD to conduct GoC coordination meeting with health care providers, NGOs, and relevant stakeholders to ensure the whole cascade from case finding to connecting and receiving quality of HIV related services is operated effectively.
- The B-IACM has been scaling up covering the national wide in 25 provinces to 63 ODs, and GFATM grant for 2024-2026 did not approved for supporting GoC Coordination Meeting at ODs and provincial level for effectively coordinating and monitoring on B-IACM Implementation to reach the 95 95 95 by 2025.

Next Plan.

Plans for next reporting period including solutions to address the above constraints.

- Ongoing provides technical support to ODs especially where sites with low performance.
- Coordination with B-IACM team by Group Telegram (NCHADS/B-IACM for program implementation) and CMA/CMC Group Telegram for B-IACM database.
- Provide technical support and coordination with Group of Champion (GoC) for conducting GoC Meeting and coaching for ACM & CQI Interlink.
- Plan to conduct training on ACM tool and database to new sites for CMC and CMA, PASC and relevant stakeholders.

Date 03 February 2025

Seen and Approved
Director of NCHADS



Assist. Prof. OUK VICHEA

Checked by

Bunna

Dr. Kim Bunna
Head of Technical Bureau

Verified by

Chetra

Dr. Kaeoun Chetra
Deputy Head of Technical Bureau

Prepared by

Kongudom

Mr. KONG Udom
ACM and CQI Interlink Coordinator

National Center for HIV/AIDS,
Dermatology and STD

របាយការណ៍ប្រចាំត្រីមាស ស្តីពីការគ្រប់គ្រងករណីអេដស៍សកម្ម

(B-IACM Quarterly report)

Quarter:		4	Year:				2024	
Nº	Province	OD Name	Indicators					
			Number of Reactive case	Number of cases confirmed HIV positive	Number of cases Confirm HIV Negative	Number of reactive case not confirm	Number of cases enrolled at ART clinic	Number of HIV + not enroll
1	Battambang	Battambang	43	43	0	0	40	3
2		Sangke	5	4	1	0	3	1
3		Moung Russey	10	9	1	0	9	0
4		Thmor Kol	13	13	0	0	13	0
5		Sampov Loun	6	6	0	0	6	0
		Total	77	75	2	0	71	4
6	Kampong Cham	Kampong Cham	27	27	0	0	27	0
7		Choeung Prey	4	4	0	0	4	0
8		Chamka Leu	5	5	0	0	5	0
9		Srey Santhor	0	0	0	0	0	0
10		Batheay	6	6	0	0	6	0
		Total	42	42	0	0	42	0
11	Pailin	Pailin	6	6	0	0	6	0
		Total	6	6	0	0	6	0
12	Siem Reap	Siem Reap&AKC	64	60	4	0	60	0
13		South Nikom	19	19	0	0	19	0
14		Kralanh	5	5	0	0	5	0
		Total	88	84	4	0	84	0


15	Oddor Meanchey	Samrong	5	5	0	0	5	0
16		Anlong Veng	1	1	0	0	1	0
		Total	6	6	0	0	6	0
17	Phnom Penh	Chaktomok	192	192	0	0	186	6
18		Pursenchey	76	76	0	0	76	0
19		Mekong	157	156	0	1	153	3
20		Dangkor	53	53	0	0	53	0
21		Bassac	53	48	0	5	48	0
		Total	531	525	0	6	516	9
22		Banteaymeanchey	Mongkul borey	7	7	0	0	6
23	Serey Sophorn		14	14	0	0	14	0
24	Poi Pet		43	43	0	0	41	2
25	Thmor Pouk		5	5	0	0	5	0
26	Preah Netr Preah		15	15	0	0	15	0
	Total		84	84	0	0	81	3
27	Pursat	Sampov Meas	17	17	0	0	17	0
28		Bakan	4	4	0	0	4	0
29		Phnom Kravanh	3	3	0	0	3	0
		Total	24	24	0	0	24	0
30	Preah Sihanouk	Preah Sihanouk	48	48	0	0	48	0
		Total	48	48	0	0	48	0
31	Kampong Thom	Kampong Thom	19	19	0	0	19	0
32		Baray and Santuk	5	5	0	0	5	0
33		Storng	1	1	0	0	1	0
		Total	25	25	0	0	25	0
34	Kampong Speu	Kampong Speu	26	26	0	0	26	0
35		Kong Pisey	13	13	0	0	13	0
36		Odong	4	4	0	0	4	0
		Total	43	43	0	0	43	0
37	Kampot	Kampot	21	21	0	0	21	0
38		Kampong Trach	5	5	0	0	4	1
		Total	26	26	0	0	25	1

39	Takeo	Daunkeo	27	27	0	0	25	2
40		Kirivong	5	5	0	0	5	0
41		Angrokar	7	7	0	0	7	0
42		Preykabas	1	1	0	0	1	0
		Total	40	40	0	0	38	2
43	Koh Kong	Smach Mean Chey	16	16	0	0	15	1
44		Sre Ambel	1	1	0	0	1	0
		Total	17	17	0	0	16	1
45	Kandal	Kien Svay	6	6	0	0	6	0
46		Koh Thom	4	4	0	0	3	1
47		Chey Chumneah	25	25	0	0	25	0
		Total	35	35	0	0	34	1
48	Kampong Chhnang	Kg Chhnang	11	11	0	0	11	0
49		Kg Tralach	8	8	0	0	8	0
		Total	19	19	0	0	19	0
50	Preah Vihear	Tbeng Meanchey	5	5	0	0	5	0
		Total	5	5	0	0	5	0
51	Svay Rieng	Svay Rieng	32	32	0	0	28	4
52		RomeasHek	2	2	0	0	2	0
		Total	34	34	0	0	30	4
53	Tbong Khmum	Tbong Khmum	14	14	0	0	14	0
54		Suong	14	14	0	0	14	0
55		Memut	11	11	0	0	11	0
		Total	39	39	0	0	39	0
56	Prey Veng	Prey Veng	11	11	0	0	11	0
57		Pea Reang	2	2	0	0	2	0
58		Peam Ror	19	19	0	0	19	0
		Total	32	32	0	0	32	0
59	Kep	Kep	1	1	0	0	1	0
		Total	1	1	0	0	1	0
60	Kratie	Kratie	19	19	0	0	19	0
		Total	19	19	0	0	19	0

61	Stung Treng	Stung Treng	5	5	0	0	5	0
		Total	5	5	0	0	5	0
62	Mondulkiri	Sen Monorom	2	2	0	0	2	0
		Total	2	2	0	0	2	0
63	Ratanakiri	Ban Lung	6	6	0	0	6	0
		Total	6	6	0	0	6	0
Total			1254	1242	6	6	1217	25
				99.04 %	0.48 %	0.48 %	97.99 %	2.01 %

Phnom Penh, 20 January, 2025

Seen and Approved by:
NCHADS Director




Assist. Prof. Ouk Vichea

Checked by:
Head of Technical Bureau


Dr. Kim Bunna

Verified by:
Deputy Head of Technical Bureau


Dr. Kaeun Chetra

Prepared by:
B-IACM Team


Mr. LY Sokny